

PARTS MANUAL

00. MAINTENANCE

FILTERS KIT



FIGURE	REFERENCE	DENOMINATION	AMOUNT
001	KF.66300RE20	FILTERS SET D1001 AP/APG DEUTZ	1
001.1	46.02312.00	SECURITY FILTER ELEMENT	1
001.2	46.02311.00	MAIN FILTER ELEMENT	1
001.3	DI04130241	FUEL FILTER	1
001.4	DI04131596	FUEL FILTER CARTRIDGE	1
001.5	DI01174416	SPIN-ON OIL FILTER	1
001.6	45.01526.00	PREFILTER FUEL/HYDRAULIC	1
001.7	46.10047.00	OIL FILTER 180 L	1
001.8	CR45175	OIL FILTER CARTRIDGE + GASKETS	1
001.9	CR45176	SEAL SET	1
002	KM.66300RE20	FILTERS SET 1000H D1001 AP/APG DEUTZ	1
003	DI04123559	V-BELT	1

02. ENGINE

DEUTZ ENGINE

- 1 MOTOR DIESEL DEUTZ TD 3.6 L4 STAGE V /
DIESEL ENGINE DEUTZ TD 3.6 L4 STAGE V

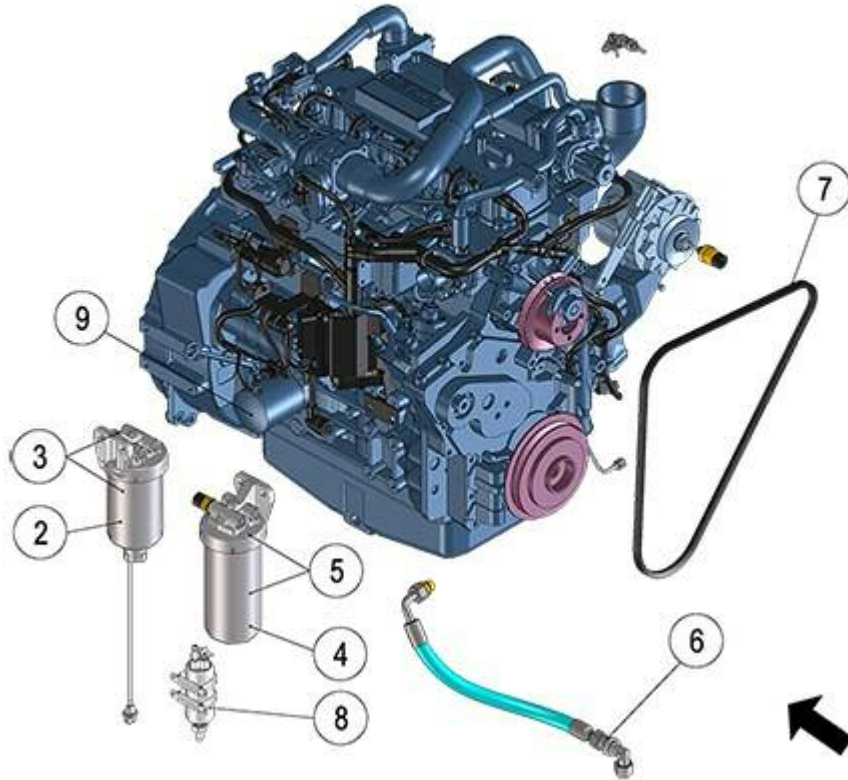


FIGURE	REFERENCE	DENOMINATION	AMOUNT
001	66.02103.00	DEUTZ ENGINE TCD 3.6 L4 HT 55,4KW STAGE V	1
002	DI04130241	FUEL FILTER	1
003	66.02015.00	FUEL PRE-FILTER	1
004	DI04131596	FUEL FILTER CARTRIDGE	1
005	66.02013.00	FUEL FILTER	1
006	66.02017.00	PIPE SET	1
007	DI04123559	V-BELT	1
008	64.02014.00	ELECTRIC FUEL PUMP DEUTZ	1
009	DI01174416	SPIN-ON OIL FILTER	1

02. ENGINE

EXHAUST PIPE

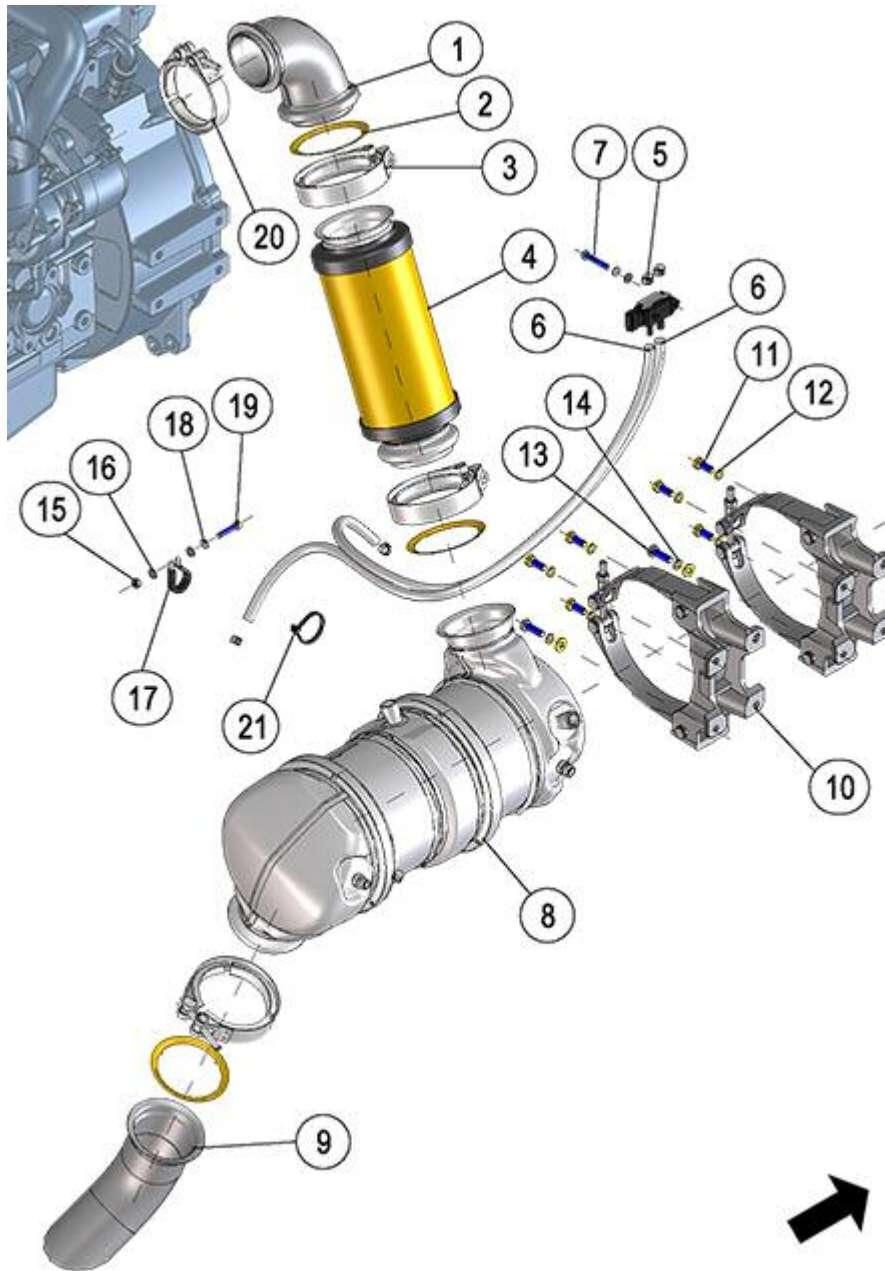


FIGURE	REFERENCE	DENOMINATION	AMOUNT
001	64.02033.00	EXHAUST PIPE C90 DEUTZ TD 3.6	1
002	64.02035.00	EXHAUST MOTOR JOINT DEUTZ TD 3.6 L4	3
003	64.02034.00	EXHAUST CLAMP DEUTZ TD 3.6 L4	3
004	64.02032.00	EXHAUST PIPE DEUTZ TD 3.6	1
005	948.01208.00	FLANGE	4
006	485.06012.00	SILICONE TUBE D6XD12	1
007	603.06035.86	SCREW DIN933 M6x35	1
008	66.02016.00	FILTER DPF	1
009	66.02200.00	EXHAUST PIPE	1
010	64.02031.00	SUPPORT DOC DEUTZ TD 3.6	2

011	603.08020.86	SCREW DIN933 M8x20	6
012	104.08000.00	WASHER DIN7980 D8	8
013	603.08025.86	SCREW DIN933 M8x25	2
014	101.08000.66	WASHER DIN125 D8	2
015	701.06000.66	NUT DIN934 M6X1	1
016	101.06000.66	WASHER DIN125 D6	7
017	830.02206.00	CLAMP LOOP	4
018	104.06000.00	WASHER DIN7980 D6	5
019	603.06030.86	SCREW DIN933 M6x30	4
020	64.02036.00	SKIP JOINT ESC. DEUTZ TD	1
021	931.05370.00	CLAMP TAPE 5x370	2

02. ENGINE INLET



FIGURE	REFERENCE	DENOMINATION	AMOUNT
001	46.02038.00	ENGINE AIR FILTER	1
002	66.02304.00	Admission tube D70xD80	1
003	64.02324.00	TUBE D70x50x2	1
004	64.11042.00	INDICATOR FILTER AIR 50 mbar	1
005	46.02310.00	HOSE CLAMP FILTER	1
006	66.02303.01	SUPPORT	1
007	912.90110.66	HOSE CLAMP Ø90-110	1
008	912.60080.66	CLAMP	2
009	603.08030.86	SCREW DIN933 M8X30	2
010	101.08000.66	WASHER DIN125 D8	6
011	711.08000.66	NUT DIN982 M8	2
012	603.08035.86	SCREW DIN933	2
013	104.08000.00	WASHER DIN7980 D8	2
014	66.02305.00	ADMISSION TUBE	1

02. ENGINE DELIVERY

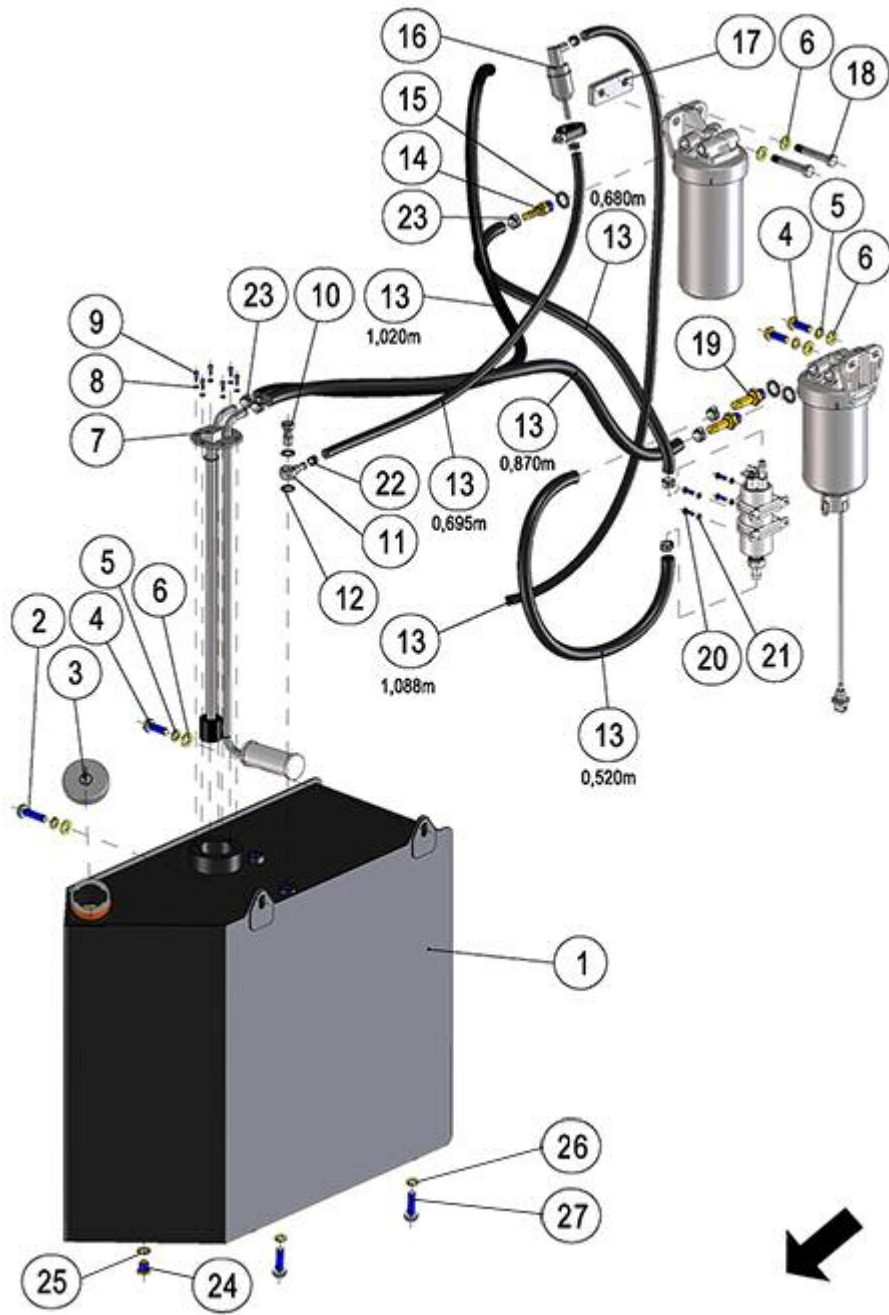


FIGURE	REFERENCE	DENOMINATION	AMOUNT
001	66.02040.00	TANK 69L GASOIL (9005)	1
002	603.10040.86	BOLT DIN933 M10x40	1
003	15.01524.01	CAP WITH LOCK 40X72	1
004	603.10030.86	SCREW DIN933	3
005	104.10000.00	WASHER DIN7980 D10	4
006	101.10000.66	WASHER DIN125 D10	6
007	30.02044.00	LEVEL 500MM DIESEL	1
008	104.04000.00	WASHER DIN7980 D4	6
009	601.04010.87	SCREW	6

010	28.00340.00	SIMPLE SCREW FITTING 1/4 Gx26	1
011	45.04106.00	NIPPLE O/TB	1
012	28.00341.00	METALLIC GASKET BUNA D1/4	2
013	469.01017.00	TUBE MAT.	1
014	64.10130.00	TANG FITTING M16x1.5-DN10	1
015	20.10505.00	BUNA METAL SEAL M16	3
016	45.01526.00	PREFILTER FUEL/HYDRAULIC	1
017	66.02401.00	SUPPORT GASOIL DEUTZ (7022)	1
018	604.10055.86	BOLT DIN931 M10x55	2
019	64.10130.00	TANG FITTING M16x1.5-DN10	2
020	603.05015.86	SCREW DIN933	4
021	104.05000.00	WASHER DIN7980 D5	4
022	948.01408.00	CLAMP Ø14	3
023	948.01708.00	FLANGE D17	7
024	10.00921.00	CAP M14X150 DIN908	1
025	107.14000.10	WASHER AL 14x20x1.5	1
026	112.10000.00		2
027	603.10025.86	SCREW DIN933 M10x25	2

02. ENGINE

DELIVERY

CHASSIS: 89273

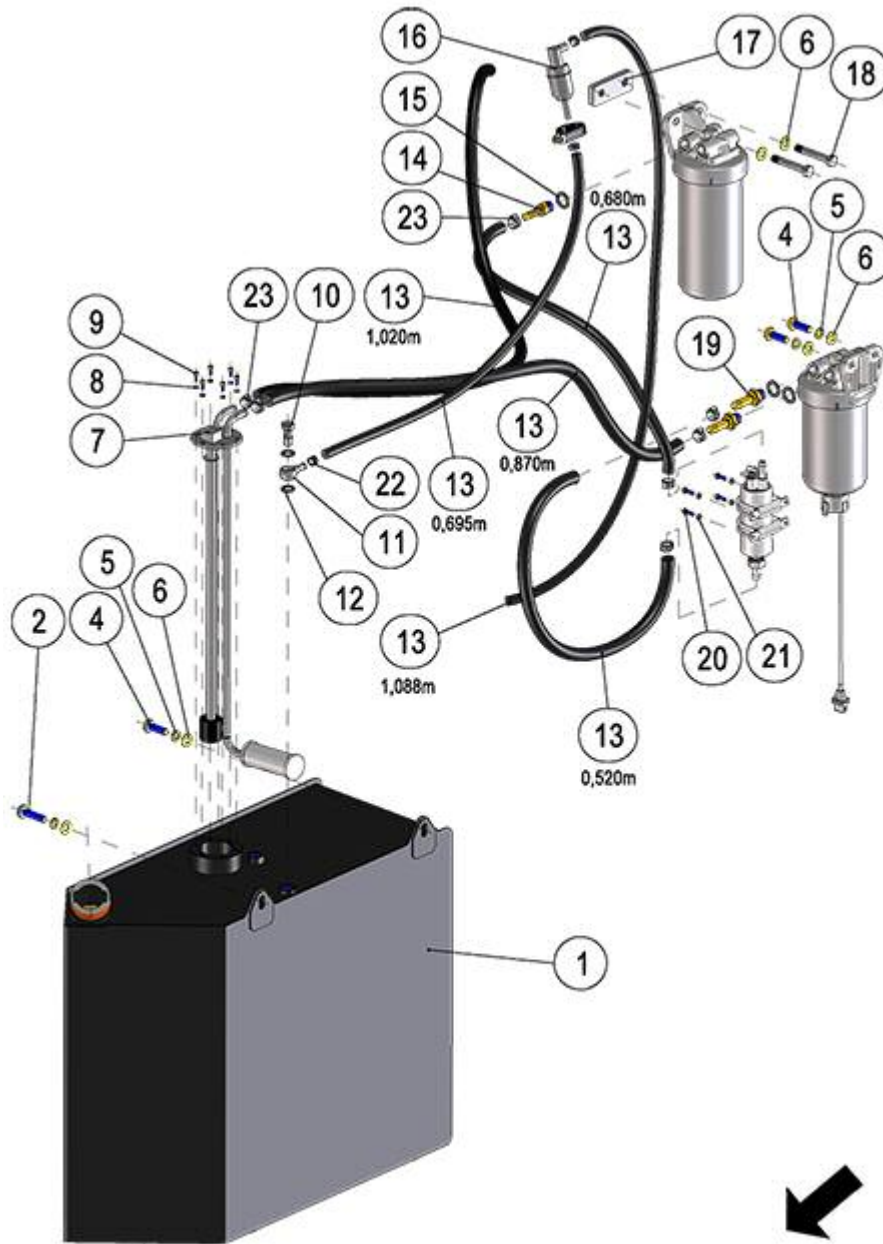


FIGURE	REFERENCE	DENOMINATION	AMOUNT
001	66.02400.00	FUEL TANK	1
002	603.10040.86	BOLT DIN933 M10x40	1
004	603.10030.86	SCREW DIN933	3
005	104.10000.00	WASHER DIN7980 D10	4
006	101.10000.66	WASHER DIN125 D10	6
007	30.02044.00	LEVEL 500MM DIESEL	1
008	104.04000.00	WASHER DIN7980 D4	6
009	601.04010.87	SCREW	6
010	28.00340.00	SIMPLE SCREW FITTING 1/4 Gx26	1

011	45.04106.00	NIPPLE O/TB	1
012	28.00341.00	METALLIC GASKET BUNA D1/4	2
013	469.01017.00	TUBE MAT.	1
014	64.10130.00	TANG FITTING M16x1.5-DN10	1
015	20.10505.00	BUNA METAL SEAL M16	3
016	45.01526.00	PREFILTER FUEL/HYDRAULIC	1
017	66.02401.00	SUPPORT GASOIL DEUTZ (7022)	1
018	604.10055.86	BOLT DIN931 M10x55	2
019	64.10130.00	TANG FITTING M16x1.5-DN10	2
020	603.05015.86	SCREW DIN933	4
021	104.05000.00	WASHER DIN7980 D5	4
022	948.01408.00	CLAMP Ø14	3
023	948.01708.00	FLANGE D17	7
026	112.10000.00		2
027	603.10025.86	SCREW DIN933 M10x25	2

COMMENTS

PM.00116

02. ENGINE

RADIATOR

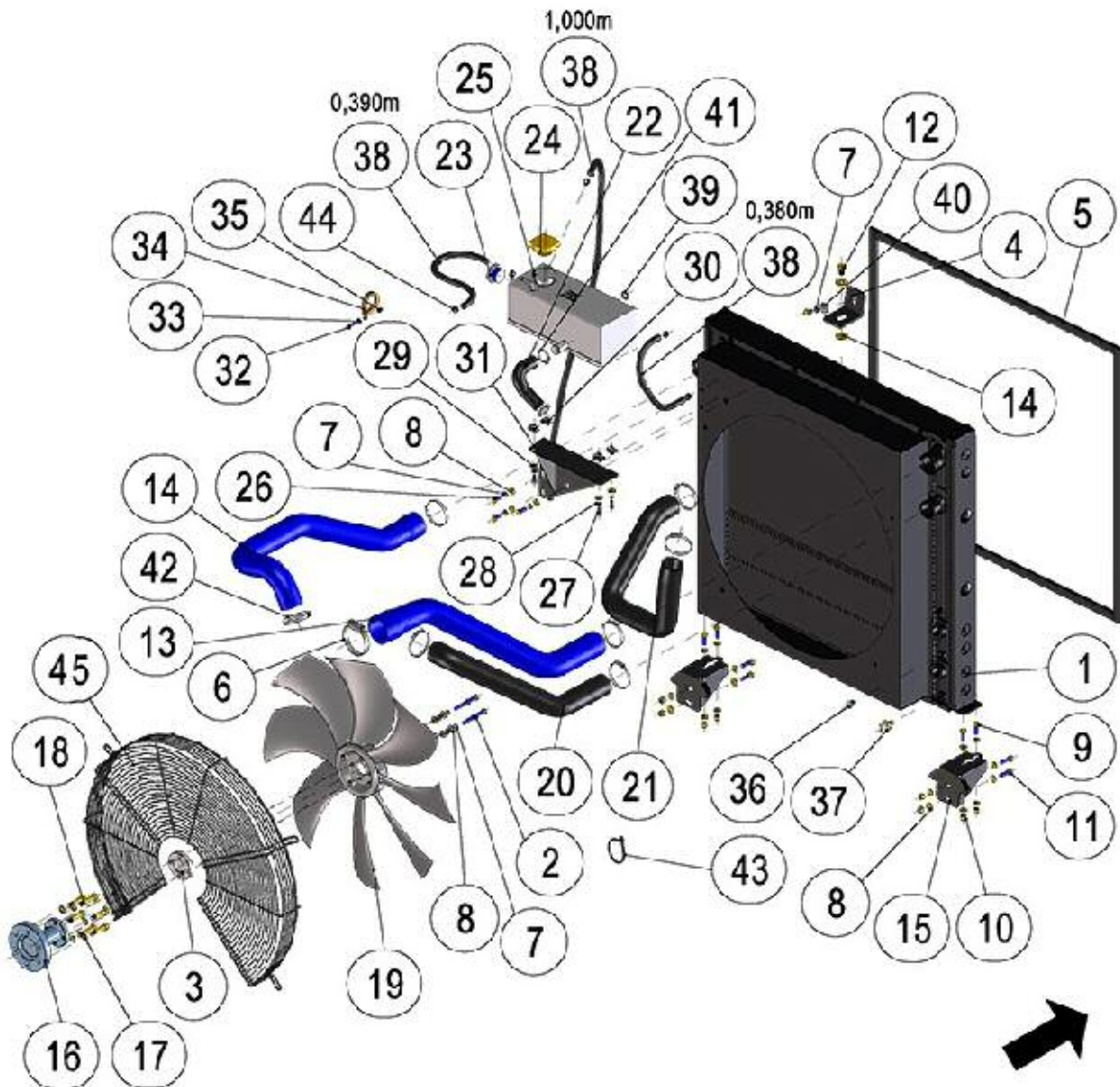


FIGURE	REFERENCE	DENOMINATION	AMOUNT
001	66.02501.00	RADIATOR	1
002	603.08040.86	SCREW DIN933	4
003	472.02015.00	RUBBER PROFILE MAT.	1
004	472.00410.00	RUBBER PROFILE 22X22	1
005	477.10020.00	RUBBER PROFILE MAT.	1
006	912.60080.66	CLAMP	1
007	104.08000.00	WASHER DIN7980 D8	11
008	101.08000.66	WASHER DIN125 D8	25
009	603.08025.86	SCREW DIN933 M8x25	8
010	711.08000.66	NUT DIN982 M8	8
011	603.08030.86	SCREW DIN933 M8X30	4
012	603.10015.86	SCREW DIN933	1

013	66.02520.00		1
014	66.02521.00		1
015	66.02504.00	SUPPORT FIXATION RADIATOR 10TN	2
016	66.02503.00	FAN SUPPORT	1
017	104.10000.00	WASHER DIN7980 D10	6
018	604.10045.86	SCREW DIN931	6
019	66.02512.00		1
020	66.02522.00	TUBE ENG. RAD. D52/42	1
021	66.02523.00	TUBE RAD. ENG. D52/42	1
022	66.02525.00	RUBBER TUBE D22	1
023	30.10041.00	LEVEL VISUAL INDICATOR 1	1
024	32.02151.00	REFRIGERANT CAP 1BAR	1
025	66.02530.00	EXPANSION TANK	1
026	603.08020.86	SCREW DIN933 M8x20	3
027	603.06015.86	SCREW DIN933 M6x15	4
028	104.06000.00	WASHER DIN7980 D6	4
029	112.06000.66	WASHER DIN9021 D6	4
030	727.06004.86	CAGED NUT M6x4	4
031	66.02506.00	SUPPORT FIXATION EXPANSION VESSEL	1
032	603.06020.86	SCREW DIN933 M6x20	1
033	101.06000.66	WASHER DIN125 D6	1
034	830.04006.00	CLAMP LOOP D40x6	1
035	711.06000.66	NUT DIN982 M6	1
036	66.10710.00	STOPPER M12X150 HEXAGON	1

02. ENGINE RADIATOR

FIGURE	REFERENCE	DENOMINATION	AMOUNT
037	48.11015.00	TEMPERATURE SENSOR (HYDRAULIC OIL)	1
038	469.03014.00	HOSE L/P MAT. 8x14	1
039	107.14000.10	WASHER AL 14x20x1.5	1
040	112.08000.66	WASHER DIN9021 D8	2
041	912.20032.00	CLAMP	2
042	912.40060.66	CLAMP D40-60	4
043	931.05370.00	CLAMP TAPE 5x370	1
044	948.01308.00	SPRING CLAMP Ø13	5
045	66.02515.00	GRILLE RADIATOR	1

02. ENGINE SUSPENSION

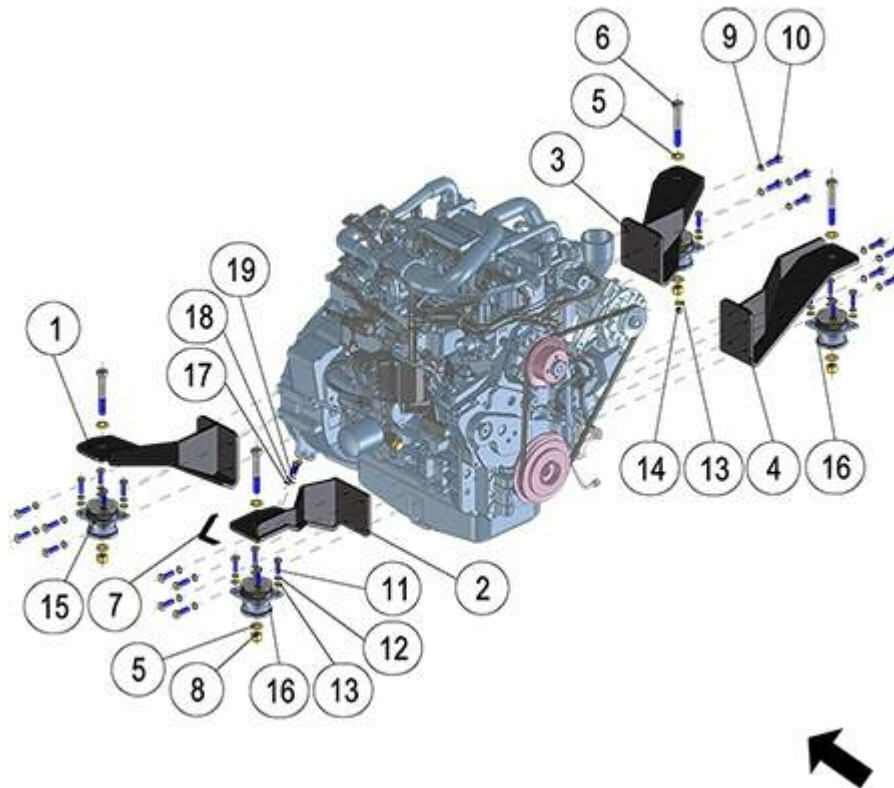


FIGURE	REFERENCE	DENOMINATION	AMOUNT
001	66.02603.00	FRONT LEFT ENGINE SUPPORT	1
002	66.02600.00	LEFT REAR ENGINE SUPPORT	1
003	66.02602.00	RIGHT FRONT MOTOR SUPPORT	1
004	66.02601.00	REAR ENGINE REAR SUPPORT	1
005	101.16000.66	WASHER DIN125 D16	8
006	604.16110.86	SCREW DIN931 M16x110	4
007	66.02607.00	SUPPORT	1
008	711.16000.66	NUT DIN982 M16 8.8 K	4
009	104.12000.00	WASHER DIN7980 D12	16
010	603.12035.86	SCREW DIN933	16
011	603.10035.86	SCREW DIN933 M10x35	16
012	104.10000.00	WASHER DIN7980 D10	16
013	101.10000.66	WASHER DIN125 D10	17
014	711.10000.66	SHOCK ABSORBER	1
015	66.02604.00	SHOCK ABSORBER	2
016	66.02605.00	SHOCK ABSORBER	2
017	101.08000.66	WASHER DIN125 D8	2
018	104.08000.00	WASHER DIN7980 D8	2

019

603.08030.86

SCREW DIN933 M8X30

2

03. TRANSMISSION TRANSMISSION

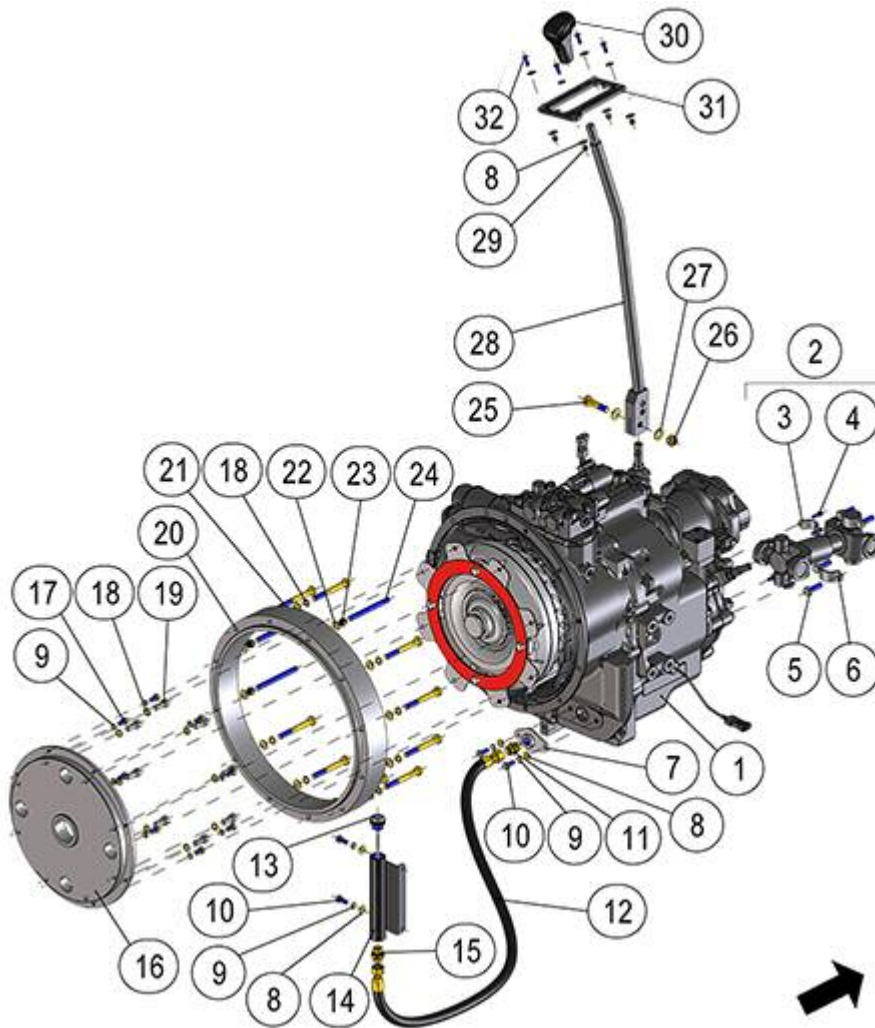


FIGURE	REFERENCE	DENOMINATION	AMOUNT
001	66.03120.00	POWER SHUTTLE TRANSMISSION	1
002	66.03603.00	UNIVERSAL JOINT	1
003	66.03604.00	UNIVERSAL JOINT	2
004	66.03605.00	SCREW	4
007	66.03124.01	GASKET	1
008	101.08000.66	WASHER DIN125 D8	12
009	104.08000.00	WASHER DIN7980 D8	12
010	603.08020.86	SCREW DIN933 M8x20	4
011	48.10836.00	RACOR M/M MB 3/8 BSP - MM M18L	1
012	66.03125.01	PIPE	1
013	09.00631.01	ROD LEVEL 22x1,5 L170-150	1
014	66.03123.00	PIPE	1
015	30.10334.00	FITTING M18X1.5	1
016	66.02120.00	COUPLING	1
017	603.08015.86	SCREW DIN933 M8x15	8

018	104.10000.00	WASHER DIN7980 D10	17
019	601.10025.86	SCREW DIN912	8
020	66.02121.00	COUPLING	1
021	604.10090.86	NUT	9
022	101.10000.66	WASHER DIN125 D10	12
023	711.10000.66	SHOCK ABSORBER	3
024	622.10120.86	SCREW	3
025	604.12050.86	SCREW DIN931 M12x50	1
026	711.12000.66	NUT DIN982 M12	1
027	101.12000.66	WASHER DIN125 D12	2
028	66.03122.00		1
029	711.08000.66	NUT DIN982 M8	4
030	64.11010.00	TRAMO I/E PALANCA MANDOS 770mm	4
031	66.08123.00		1
032	603.08025.86	SCREW DIN933 M8x25	4

03. TRANSMISSION

TRANSMISSION

CHASSIS: 90400

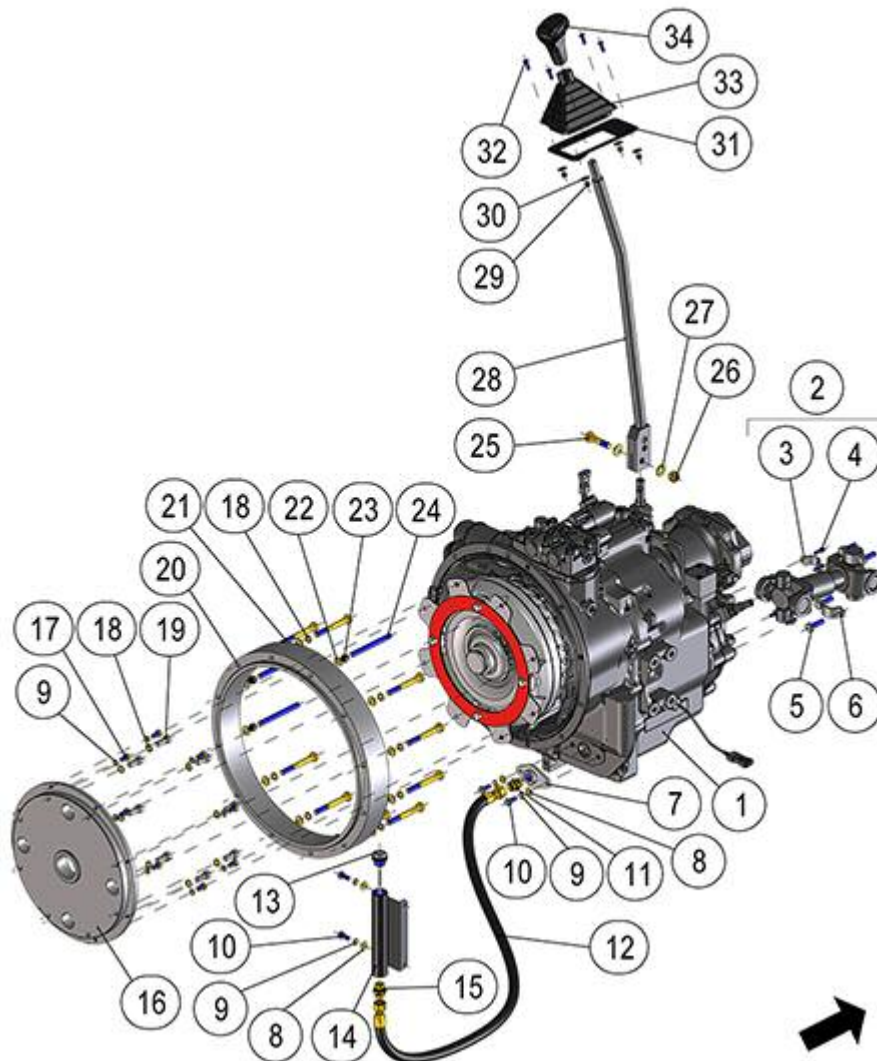


FIGURE	REFERENCE	DENOMINATION	AMOUNT
001	66.03120.00	POWER SHUTTLE TRANSMISSION	1
002	66.03603.00	UNIVERSAL JOINT	1
003	66.03604.00	UNIVERSAL JOINT	2
004	66.03605.00	SCREW	4
007	66.03124.01	GASKET	1
008	101.08000.66	WASHER DIN125 D8	12
009	104.08000.00	WASHER DIN7980 D8	12
010	603.08020.86	SCREW DIN933 M8x20	4
011	48.10836.00	RACOR M/M MB 3/8 BSP - MM M18L	1
012	66.03125.01	PIPE	1
013	09.00631.01	ROD LEVEL 22x1,5 L170-150	1
014	66.03123.00	PIPE	1
015	30.10334.00	FITTING M18X1.5	1
016	66.02120.00	COUPLING	1

017	603.08015.86	SCREW DIN933 M8x15	8
018	104.10000.00	WASHER DIN7980 D10	17
019	601.10025.86	SCREW DIN912	8
020	66.02121.01	COUPLING	1
021	604.10090.86	NUT	9
022	101.10000.66	WASHER DIN125 D10	12
023	711.10000.66	SHOCK ABSORBER	3
024	622.10120.86	SCREW	3
025	604.12050.86	SCREW DIN931 M12x50	1
026	711.12000.66	NUT DIN982 M12	1
027	101.12000.66	WASHER DIN125 D12	2
028	66.03122.00		1
029	711.08000.66	NUT DIN982 M8	4
030	64.11010.00	TRAMO I/E PALANCA MANDOS 770mm	4
031	66.08123.00		1
032	603.08025.86	SCREW DIN933 M8x25	4
033	66.13012.00	DUST EXCLUDER	1

03. TRANSMISSION

INTERNAL TRANSMISSION (1)

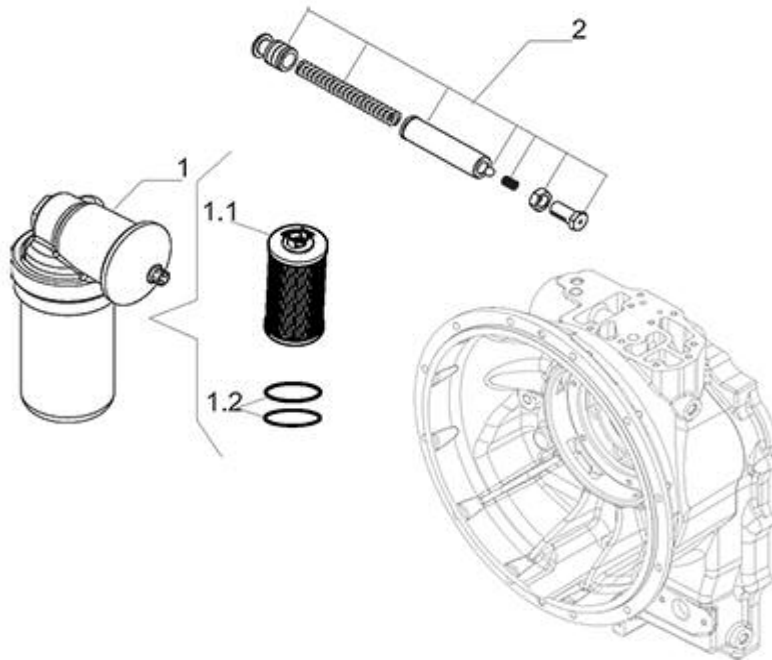


FIGURE	REFERENCE	DENOMINATION	AMOUNT
001	CR394888	OIL FILTER	1
001.1	CR45175	OIL FILTER CARTRIDGE + GASKETS	1
001.2	CR45176	SEAL SET	1
002	CR370555	VALVE	1

03. TRANSMISSION

INTERNAL TRANSMISSION (2)

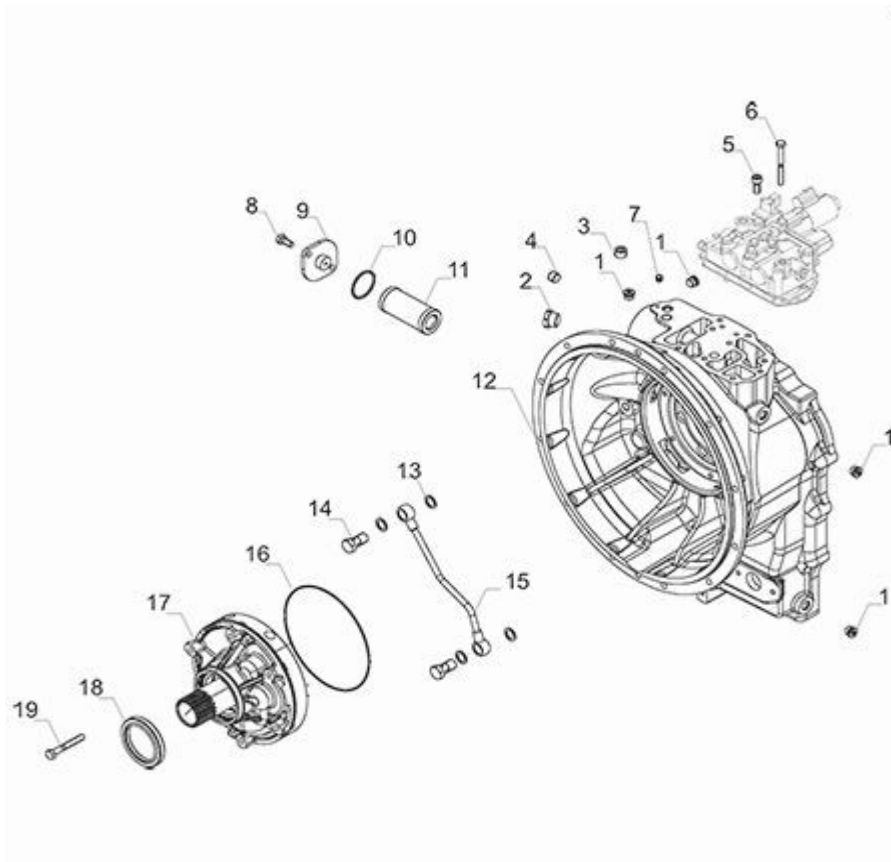


FIGURE	REFERENCE	DENOMINATION	AMOUNT
001	CR21570	CAP	5
002	CR30745	CAP	1
003	CR21567	CAP	1
004	CR21557	CAP	1
005	CR21391	SCREW	3
006	CR20807	SCREW	6
007	CR23834	RIVET	1
008	CR20777	BOLT	2
009	CR381413	COVER	1
010	CR28131	O-RING	1
011	CR135859	OIL FILTER	1
012	CR470821	FRONT CASING	1
013	CR23272	WASHER	4
014	CR130663	SCREW	2
015	CR132634	PIPE	1
016	CR28651	O-RING	1
017	CR135190	PUMP	1
018	CR133566	RING	1

03. TRANSMISSION

INTERNAL TRANSMISSION (2)

FIGURE	REFERENCE	DENOMINATION	AMOUNT
019	CR20803	BOLT	6

03. TRANSMISSION

INTERNAL TRANSMISSION (3)

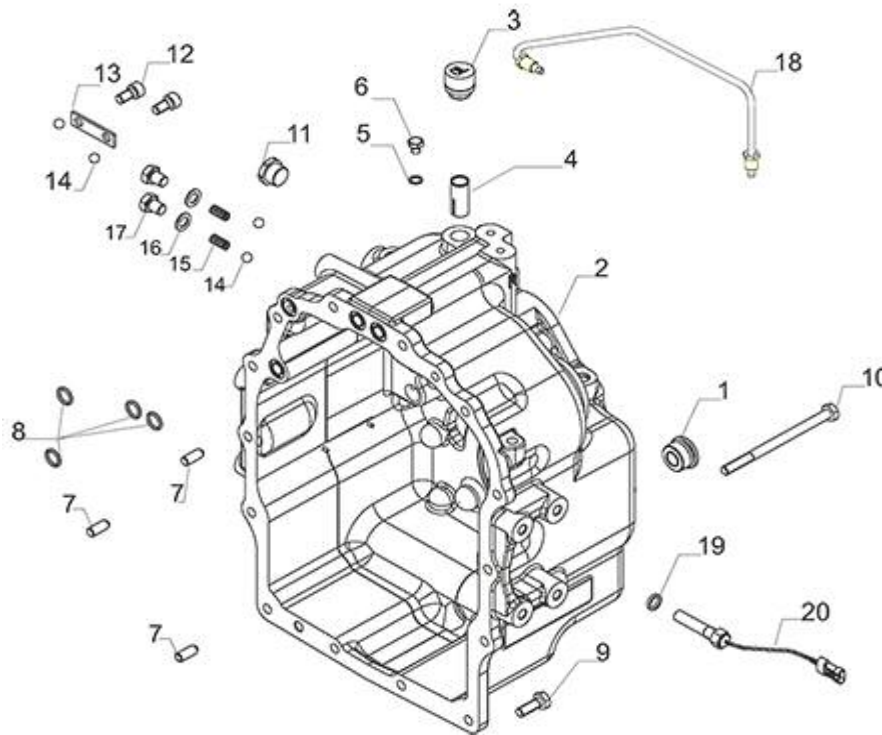


FIGURA	REFERENCIA	DENOMINACIÓN	CANTIDAD
001	CR125280	OIL PLUG	1
001	CR125280	OIL PLUG	1
002	CR385441	REAR CASE	1
002	CR385441	REAR CASE	1
003	CR30368	BREATHER	1
003	CR30368	BREATHER	1
004	CR139278	BREATHER PIPE	1
004	CR139278	BREATHER PIPE	1
005	CR23260	WASHER	3
005	CR23260	WASHER	3
006	CR21322	CAP	3
006	CR21322	CAP	3
007	CR72259	PIN	3
007	CR72259	PIN	3
008	CR28560	O-RING	4
008	CR28560	O-RING	4
009	CR20852	BOLT	12
009	CR20852	BOLT	12

03. TRANSMISSION

INTERNAL TRANSMISSION (3)

FIGURA	REFERENCIA	DENOMINACIÓN	CANTIDAD
010	CR20879	BOLT	2
010	CR20879	BOLT	2
011	CR30745	CAP	1
011	CR30745	CAP	1
012	CR21407	BOLT	2
012	CR21407	BOLT	2
013	CR130306	PLATE	1
013	CR130306	PLATE	1
014	CR28270	BALL	4
014	CR28270	BALL	4
015	CR71352	SPRING	2
015	CR71352	SPRING	2
016	CR23288	WASHER	2
016	CR23288	WASHER	2
017	CR138003	BOLT	2
017	CR138003	BOLT	2
018	CR644202	OIL PIPE	1
018	CR644202	OIL PIPE	1
019	CR23280	WASHER	1
019	CR23280	WASHER	1
020	CR191493	SPEED SENSOR	1
020	CR191493	SPEED SENSOR	1

03. TRANSMISSION

INTERNAL TRANSMISSION (4)

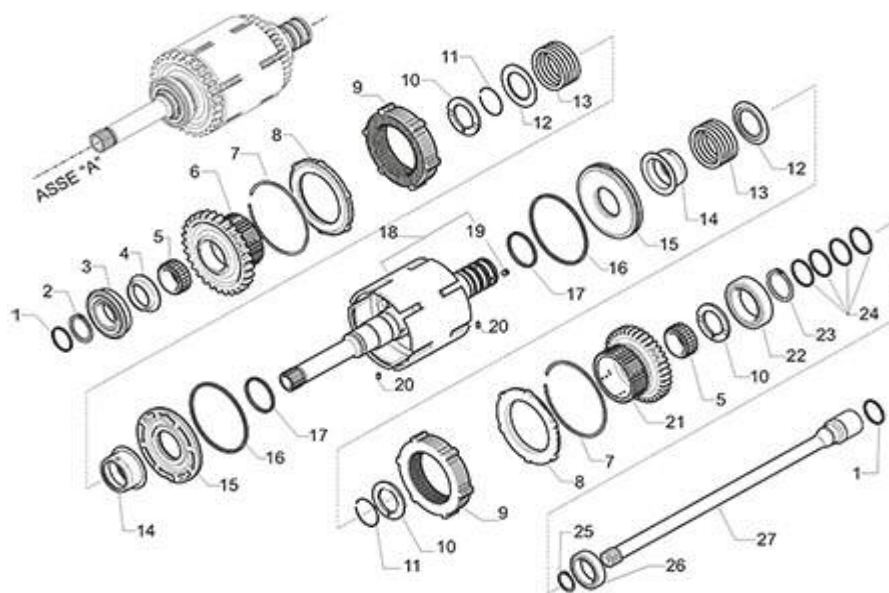


FIGURA	REFERENCIA	DENOMINACIÓN	CANTIDAD
001	CR139197	RING	2
002	CR24800	CIRCLIP	1
003	CR26160	BEARING	1
004	CR139011	SPACER	1
005	CR27956	NEEDLE	2
006	CR138975	GEAR	1
007	CR25067	RING	2
008	CR135020	CLUTCH DISC	2
009	CR149306	CLUTCH DISC	2
010	CR138986	SPACER	2
011	CR25031	CIRCLIP	2
012	CR133912	COVER	2
013	CR139351	SPRING	2
014	CR138984	CLUTCH SLEEVE	2
015	CR138983	CLUTCH PISTON	2
016	CR139199	RING	2
017	CR139198	RING	2
018	CR68354	COMPLETE INNER SHAFT	1

03. TRANSMISSION

INTERNAL TRANSMISSION (4)

FIGURA	REFERENCIA	DENOMINACIÓN	CANTIDAD
019	CR23835	RIVET	4
020	CR24321	PIN	2
021	CR138974	GEAR	1
022	CR25811	BEARING	1
023	CR24805	CIRCLIP	1
024	CR142858	RING	4
025	CR24785	CIRCLIP	1
026	CR25735	BEARING	1
027	CR470819	SHAFT	1

03. TRANSMISSION

INTERNAL TRANSMISSION (5)

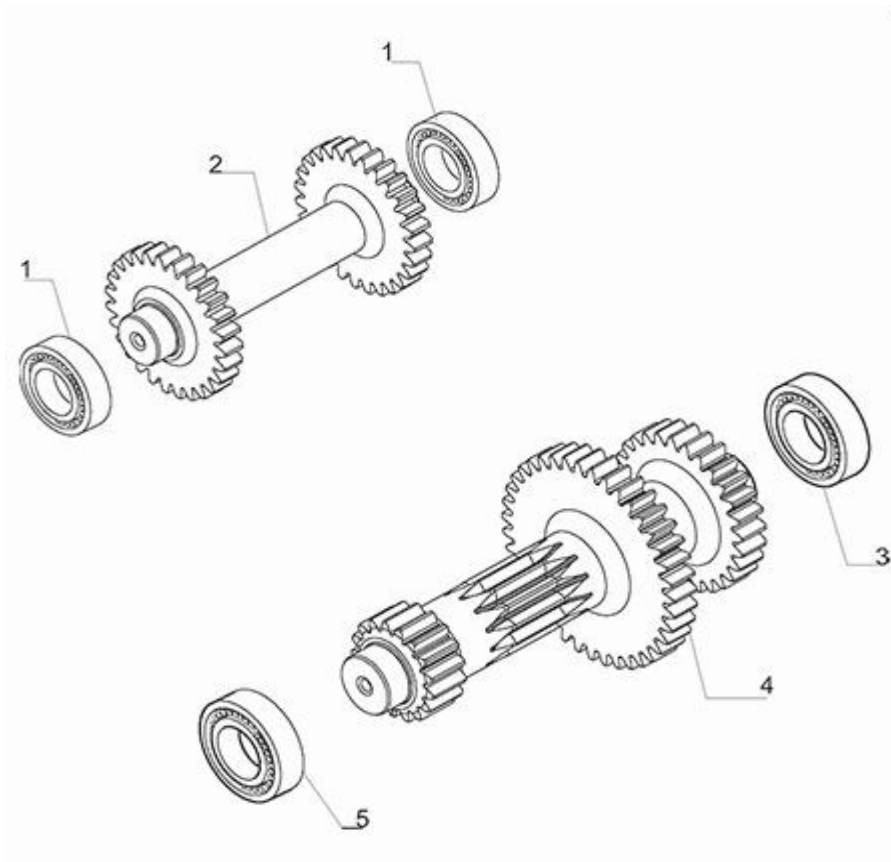


FIGURA	REFERENCIA	DENOMINACIÓN	CANTIDAD
001	CR25808	BEARING	2
002	CR137647	REVERSE SHAFT	1
003	CR25859	BEARING	1
004	CR145132	SHAFT	1
005	CR27554	BEARING	1

03. TRANSMISSION

INTERNAL TRANSMISSION (6)

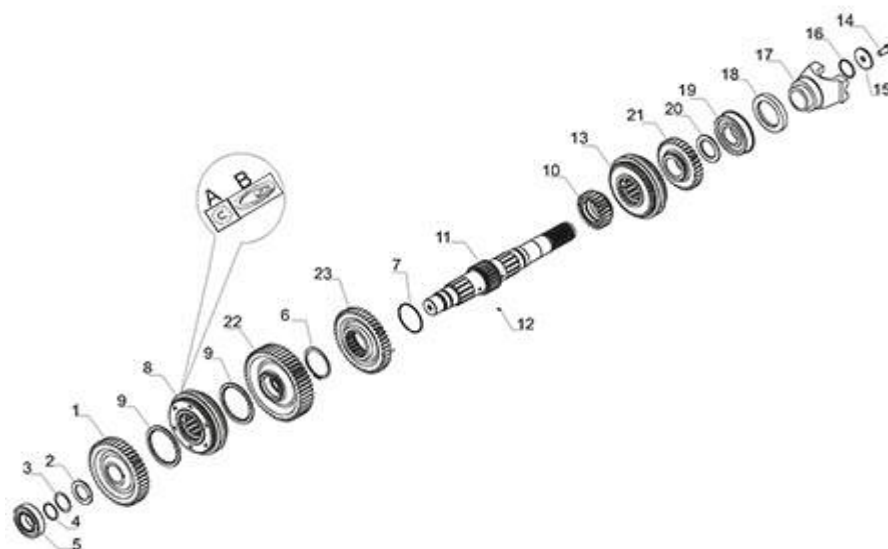


FIGURA	REFERENCIA	DENOMINACIÓN	CANTIDAD
001	CR145134	GEAR	1
002	CR139010	SPACER	1
003A	CR132813	SHIM 0.05MM	1
003B	CR132814	SHIM 0.10MM	1
003C	CR132815	SHIM 0.30MM	1
003D	CR133360	SHIM 0.50MM	1
004	CR25053	RING	1
005	CR27554	BEARING	1
006	CR24817	RING	1
007	CR25061	CIRCLIP	1
008	CR132637	SYNCHRO SET	1
009	CR132867	SPACER	2
010	CR138970	GEAR	1
011	CR644200	SHAFT	1
012	CR24321	PIN	1
013	CR138548	SYNCHRO SET	1
014	CR123918	BOLT	1
015	CR129924	WASHER	1

03. TRANSMISSION

INTERNAL TRANSMISSION (6)

FIGURA	REFERENCIA	DENOMINACIÓN	CANTIDAD
016	CR28623	O-RING	1
017	CR137303	FLANGE	1
018	CR25485	RING	1
019	CR26190	BEARING	1
020	CR138985	SPACER	1
021	CR138969	GEAR	1
022	CR145133	GEAR	1
023	CR144661	GEAR	1

03. TRANSMISSION

INTERNAL TRANSMISSION (7)

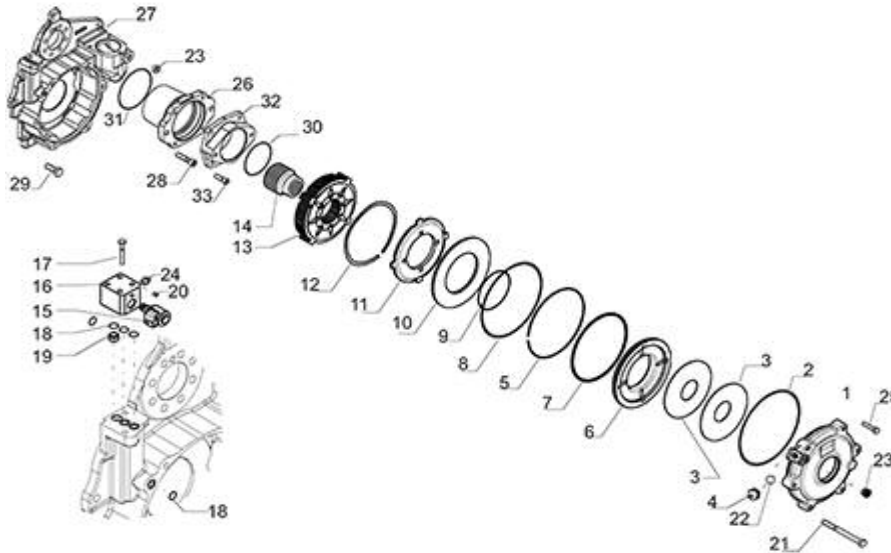


FIGURA	REFERENCIA	DENOMINACIÓN	CANTIDAD
001	CR644191	BRAKE DRUMP	1
002	CR28491	O-RING	1
003	CR140943	SPRING	2
004	CR358971	PRESSURE SENSOR	1
005	CR635587	RING	1
006	CR644192	BRAKE PISTON	1
007	CR644195	O-RING + SEAL RING	1
008	CR28686	O-RING	1
009	CR644196	O-RING + SEAL RING	1
010	CR644193	PLATE	1
011	CR644194	BRAKE PLATE	1
012	CR635588	SPACER	5
013	CR644197	BRAKES SET	1
014	CR644198	BUSH	1
015	CR357632	SOLENOID VALVE	1
016	CR357633	HYDRAULIC BLOCK SET	1
017	CR20802	BOLT	2
018	CR28140	O-RING	5

03. TRANSMISSION

INTERNAL TRANSMISSION (7)

FIGURA	REFERENCIA	DENOMINACIÓN	CANTIDAD
019	CR358613	BUSH	1
020	CR23834	RIVET	1
021	CR20875	BOLT	4
022	CR23272	WASHER	1
023	CR21570	CAP	1
024	CR24260	GREASER	1
025	CR20862	BOLT	2
026	CR644203	FLANGE	1
027	CR644190	COVER	1
028	CR21431	BOLT	7
029	CR20852	BOLT	5
030	CR28554	O-RING	1
031	CR28571	O-RING	1
032	CR421639	FLANGE	1
033	CR21388	SCREW	4

03. TRANSMISSION

INTERNAL TRANSMISSION (8)

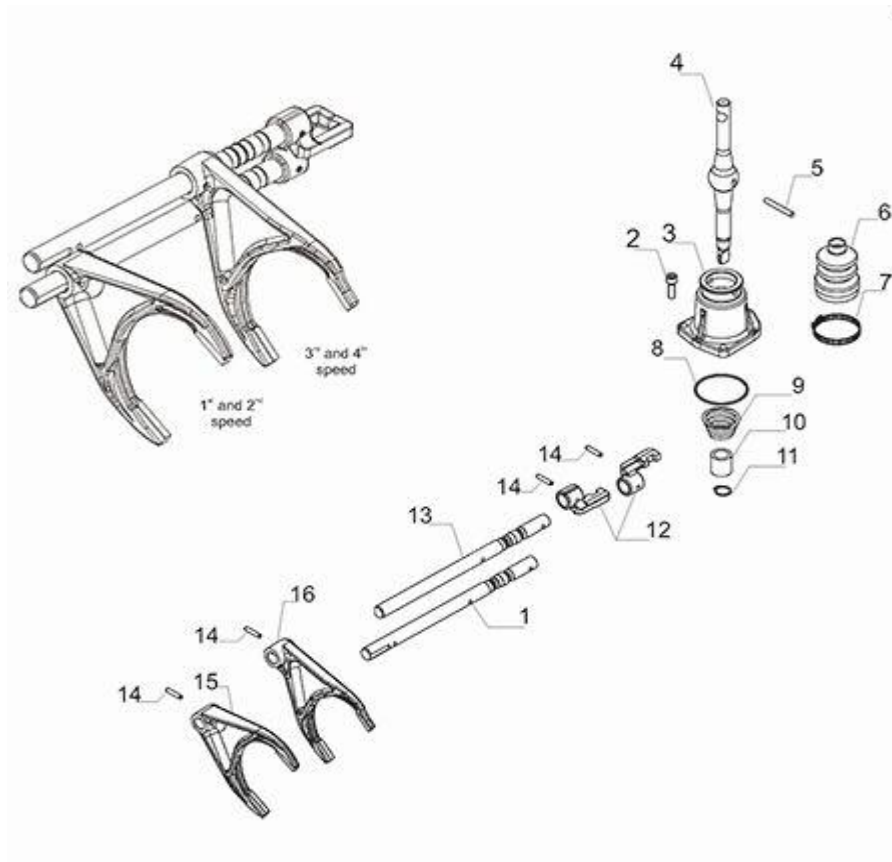


FIGURA	REFERENCIA	DENOMINACIÓN	CANTIDAD
001	CR384375	1ST/2ND SPEED	2
002	CR21393	BOLT	3
003	CR384373	COVER	1
004	CR466748	CONTROL LEVER	1
005	CR466757	PIN	1
006	CR117330	TRIM	1
007	CR130404	CLAMP	1
008	CR28205	O-RING	1
009	CR138308	SPRING	1
010	CR138309	BUSH	1
011	CR24772	CIRCLIP	1
012	CR384377	BLOCK	2
013	CR384376	3RD/4TH SPEED	1
014	CR24444	PIN	4
015	CR130305	FORK	1
016	CR130304	FORK	1

03. TRANSMISSION

INTERNAL TRANSMISSION (9)

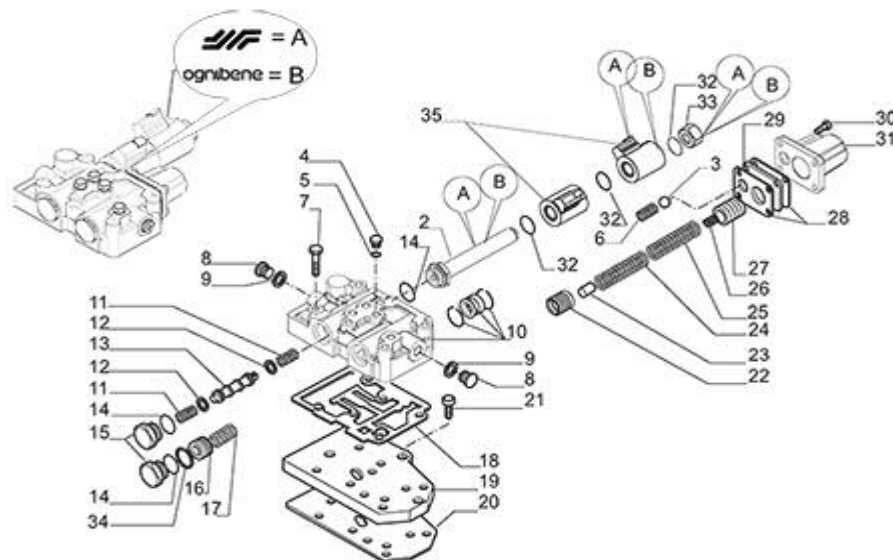


FIGURA	REFERENCIA	DENOMINACIÓN	CANTIDAD
001	CR641986	CONTROL VALVE	1
002A	CR134125	PIPE	1
002B	CR420514	PIPE	1
003	CR041635	BALL	1
004	CR021322	CAP	4
005	CR023260	WASHER	4
006	CR132928	SPRING	1
007	CR020807	BOLT	6
008	CR021581	CAP	2
009	CR023286	WASHER	2
010	CR068414	CONTROL VALVE SET	1
011	CR139863	SPRING	2
012	CR132914	WASHER	2
013	CR139861	PISTON	1
014	CR028129	O-RING	3
015	CR132922	CAP	2
016	CR642892	PISTON	1
017	CR132927	SPRING	1

03. TRANSMISSION

INTERNAL TRANSMISSION (9)

FIGURA	REFERENCIA	DENOMINACIÓN	CANTIDAD
018	CR130242	GASKET	1
019	CR131328	PLATE	1
020	CR131329	GASKET	1
021	CR021391	BOLT M8X12	3
022	CR642891	PISTON	1
023	CR134086	PIN	1
024	CR134089	SPRING	1
025	CR134075	SPRING	1
026	CR134074	SPRING	1
027	CR134084	PISTON	1
028	CR132919	GASKET	2
029	CR139934	PLATE	1
030	CR021373	BOLT	4
031	CR132912	COVER	1
032	CR028114	O-RING	4
033A	CR642100	CAP	1
033B	CR420658	CAP	1
034	CR024898	RING	1
035A	CR642096	COIL	2
035B	CR420515	COIL	2

03. TRANSMISSION

INTERNAL TRANSMISSION (10)

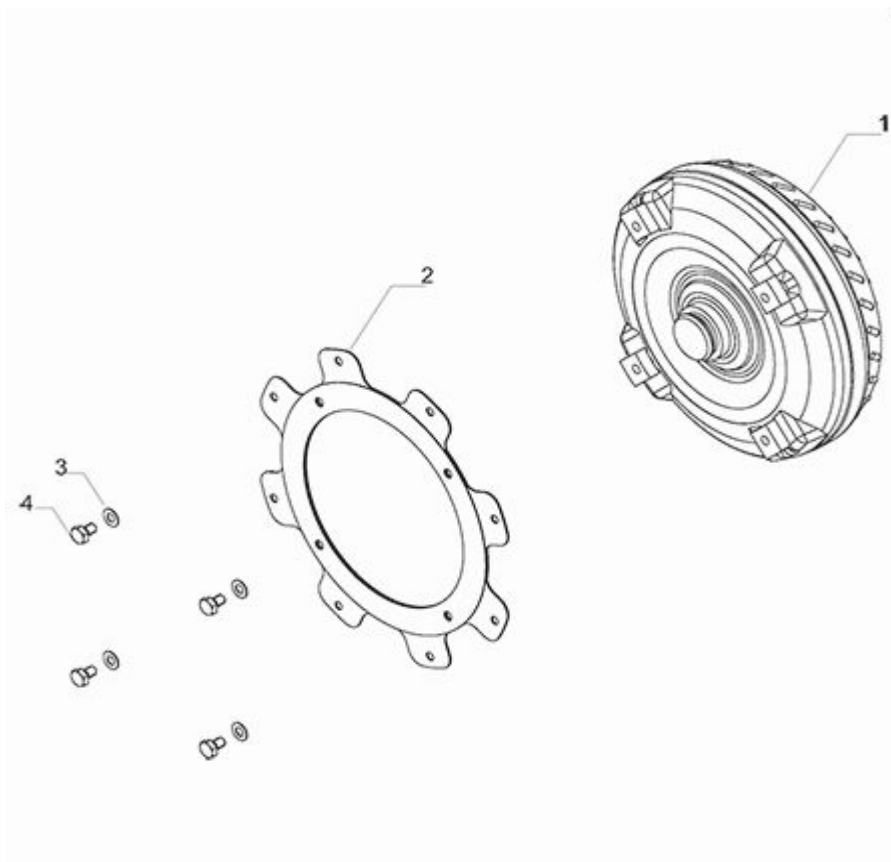


FIGURA	REFERENCIA	DENOMINACIÓN	CANTIDAD
001	CR642652	CONVERTER	1
002	CR421640	PLATE	1
003	CR23050	WASHER	4
004	CR20842	BOLT	4

03. TRANSMISSION

UNIVERSAL JOINT

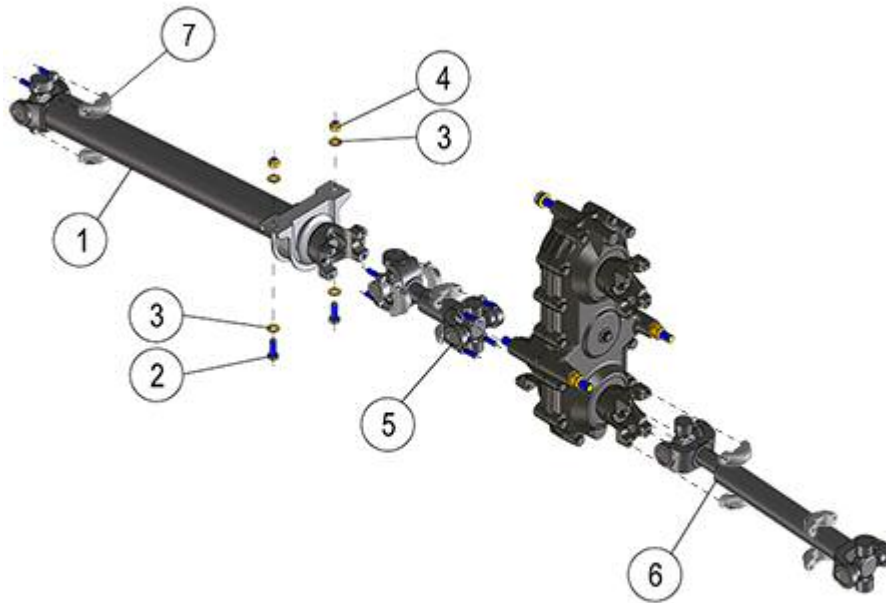


FIGURA	REFERENCIA	DENOMINACIÓN	CANTIDAD
001	66.03610.00	UNIVERSAL JOINT	1
002	603.12035.86	SCREW DIN933	2
003	101.12000.66	WASHER DIN125 D12	4
004	711.12000.66	NUT DIN982 M12	2
005	64.03605.00	CARDAN JOINT 265-303	1
006	63.03602.01	CARDAN JOINT 535-465 1480	1
007	63.03123.00	KIT CABLE TIE WITH SCREWS DANA	10

03. TRANSMISSION

FRONT AXLE (1)

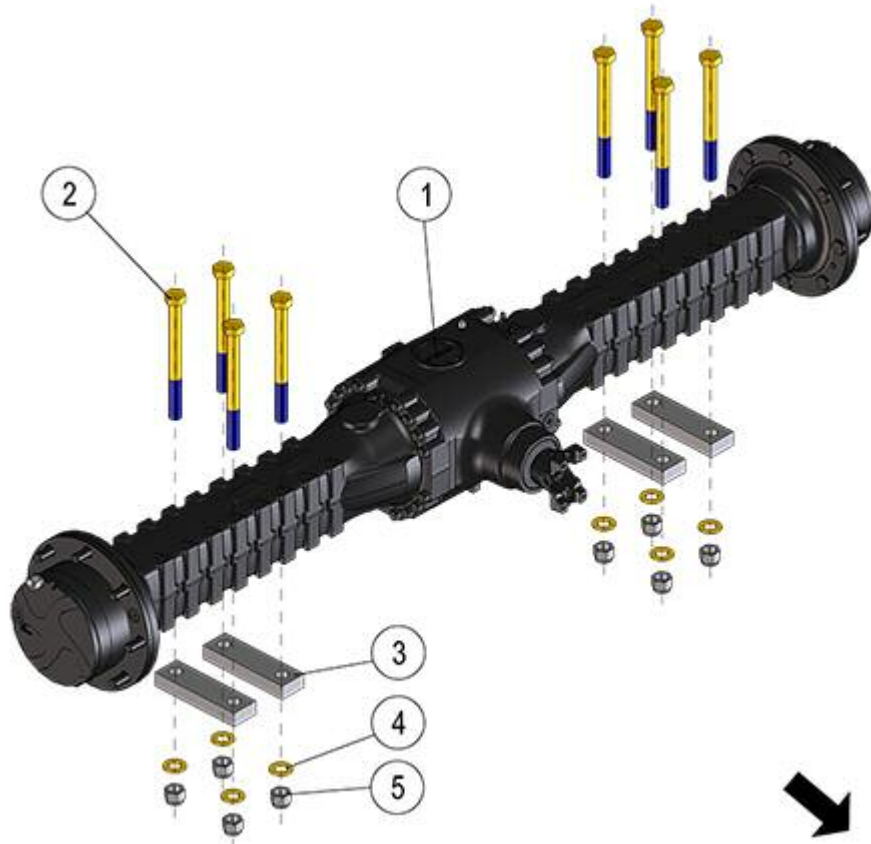


FIGURA	REFERENCIA	DENOMINACIÓN	CANTIDAD
001	66.03300.00	FIXED FRONT AXLE	1
002	604.24260.86	SCREW DIN931	8
003	64.04139.00	Deck 30X60X205	4
004	101.24000.66	WASHER DIN125	8
005	711.24000.66	NUT DIN982 M24X3	8

03. TRANSMISSION FRONT AXLE (2)

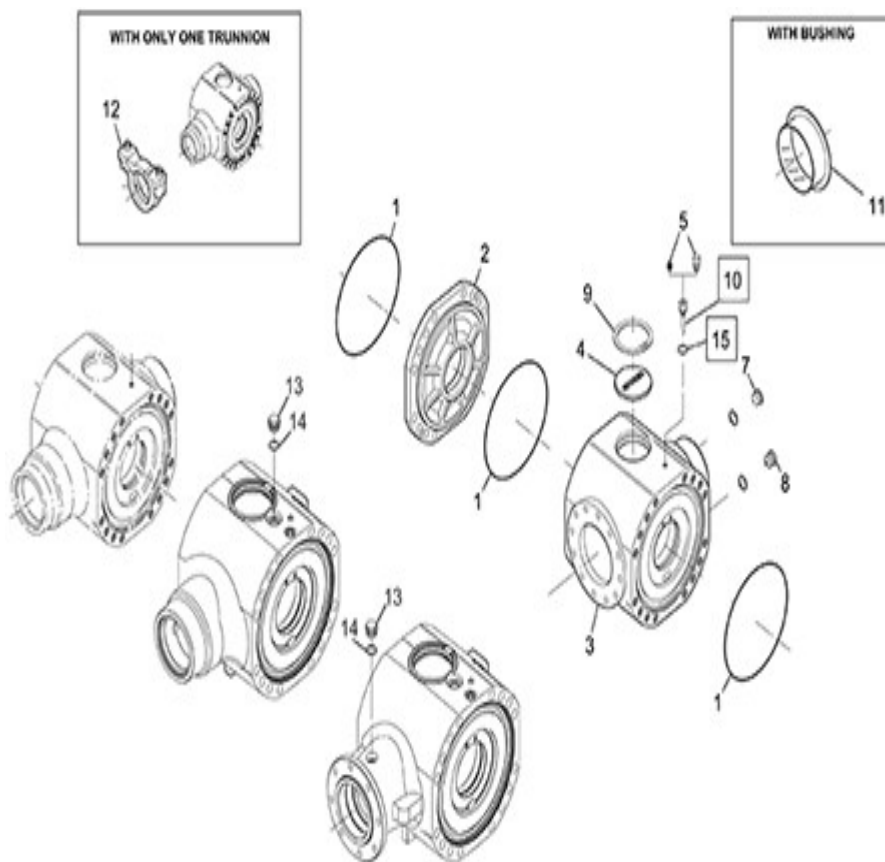


FIGURA	REFERENCIA	DENOMINACIÓN	CANTIDAD
001	DA001051178	O-RING	3
002	DA1120100706	COVER	1
003	DA1120103703	CASING	1
004	DA1710101504	CAP	1
005	DA1120101806	CAP	1
007	DA1120161001	CAP	7
008	DA1120161003	MAGNET PLUG	1
009	DA002020088	CIRCLIP	1

03. TRANSMISSION

FRONT AXLE (3)

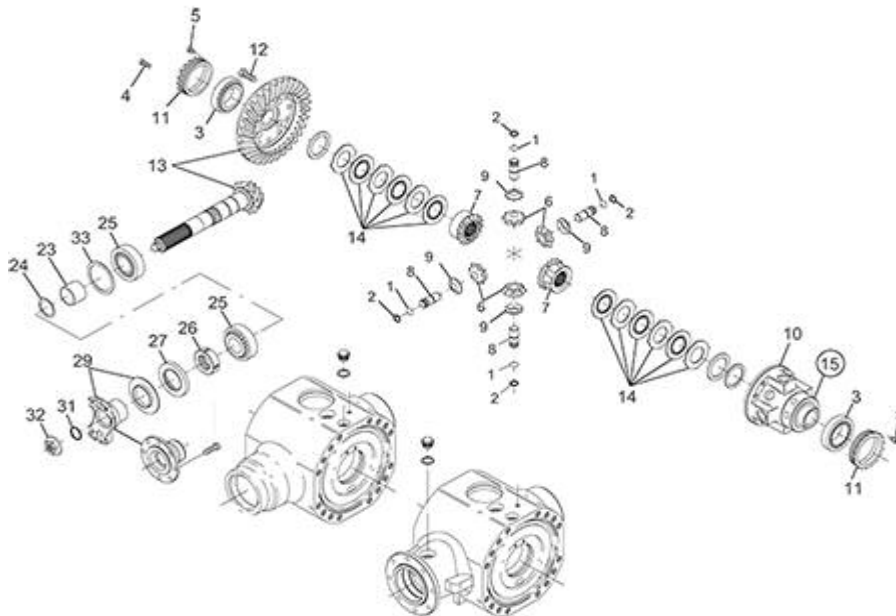


FIGURA	REFERENCIA	DENOMINACIÓN	CANTIDAD
001	DA002063163	CIRCLIP	4
002	DA002143244	CIRCLIP	4
003	DA7250401102	BUSH	2
004	DA016040417	BOLT	4
005	DA016304162	BOLT	2
006	DA1120400401	DIFFERENTIAL PINION	4
007	DA1120400508	DIFFERENTIAL SIDE GEAR	2
008	DA1120470602	BOLT	4
009	DA1120400801	WASHER	4
010	DA1120401104	DIFFERENTIAL HOUSING	1
011	DA1120401602	CLAMP	2
012	DA016283390	SCREW	12
013	DA1120451004	BEVEL GEAR SET	1
014	DA1120461103	DIFFERENTIAL DISC SET	2
015	DA1120470308	LIMITED-SLIP DIFERENTIAL	1
023	DA1120400902	SPACER	1
023	DA1120400902	SPACER	1
024	DA1230440002	SHIM SET	1

03. TRANSMISSION

FRONT AXLE (3)

FIGURA	REFERENCIA	DENOMINACIÓN	CANTIDAD
025	DA005100162	BUSH	2
026	DA9530401201	CLAMP	1
027	DA001033221	SEAL	1
029	DA1120473101	FLANGE	1
031	DA001053158	O-RING	1
032	DA3571413902	NUT	1
033	DA1120440004	SHIM SET	1

03. TRANSMISSION FRONT AXLE (4)

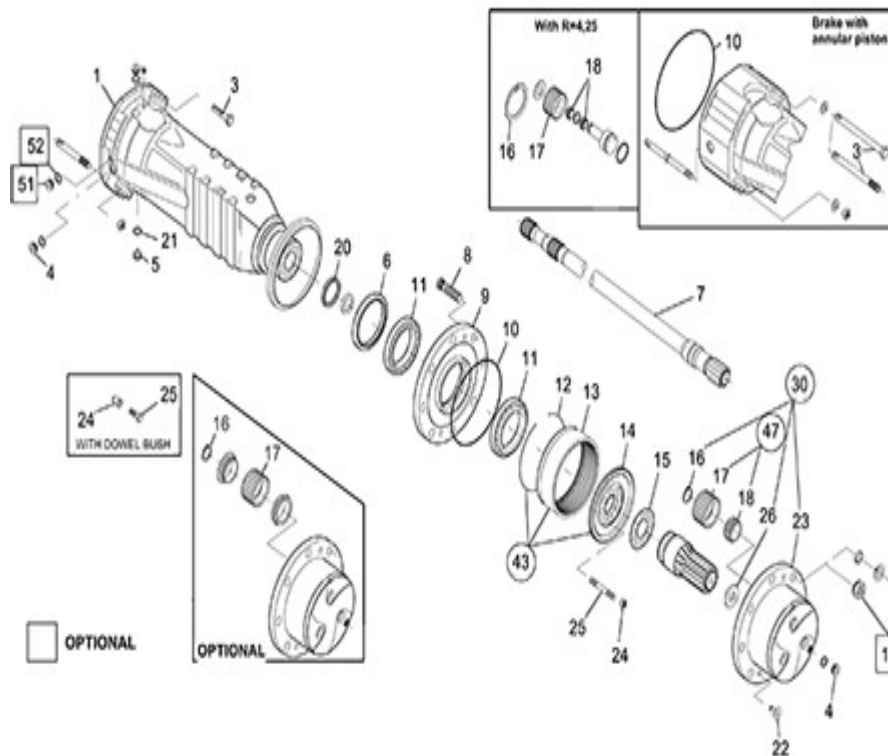


FIGURA	REFERENCIA	DENOMINACIÓN	CANTIDAD
001	DA1120601827	ARM	2
003	DA1120607001	SCREW	28
004	DA1120161001	CAP	4
005	DA1120161003	MAGNET PLUG	2
006	DA1770600901	SEAL	2
007	DA1120600201	HALF SHAFT	2
008	DA7020601702	STUD	16
009	DA1120611003	WHEEL HUB	2
010	DA001051178	O-RING	2
011	DA005103166	BUSH	4
012	DA002063193	CIRCLIP	2
013	DA1120600504	CROWN GEAR	2
014	DA1120600707	SUPPORT	2
015	DA1120602601	LOCK PLATE	2
016	DA002143191	CIRCLIP	4
017	DA1120600606	PLANETARY GEAR	8
018	DA7300602604	BUSH	8
019	DA006080206	WHEEL NUT	16

03. TRANSMISSION FRONT AXLE (4)

FIGURA	REFERENCIA	DENOMINACIÓN	CANTIDAD
020	DA001404360	SEAL	2
022	DA016060442	SCREW	4
023	DA1120605005	PLANET CARRIER COVER	1
024	DA006224380	NUT	16
025	DA1120602503	STUD	16
026	DA1120601702	WASHER	1
030	DA2120671018	PLANET CARRIER COVER	2
043	DA2120670707	CROWN GEAR SUPPORT KIT	2
047	DA1120670606	PLANETARY GEAR SET	8
051	DA1370600602	CAP	2
052	DA011070918	WASHER	2

03. TRANSMISSION

FRONT AXLE (5)

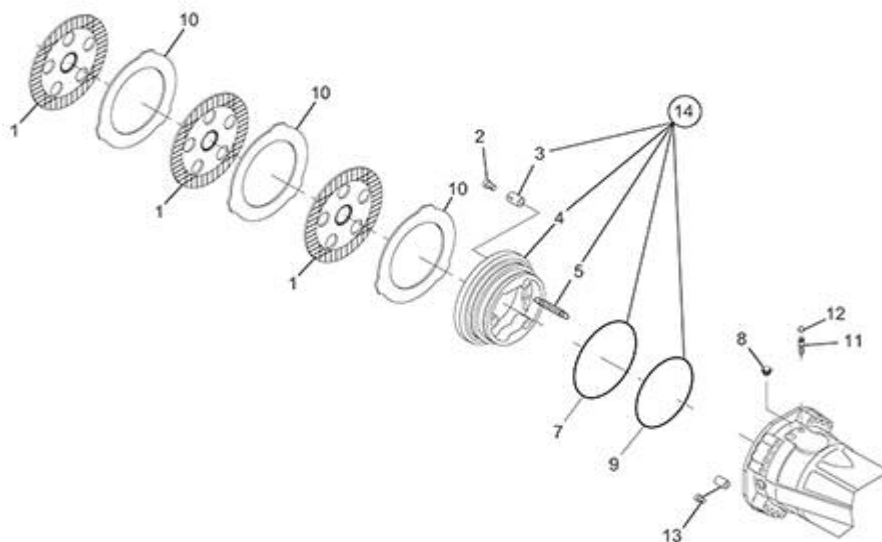


FIGURA	REFERENCIA	DENOMINACIÓN	CANTIDAD
001	DA1120761004	DISC	8
002	DA1120703709	SCREW	6
003	DA1120700204	SPRING	6
004	DA1120700716	PISTON	2
005	DA1800700401	SPRING	6
007	DA1120707601	O-RING	2
008	DA1120761501	CAP	2
009	DA1120707501	O-RING	2
010	DA1120700606	INTERMEDIATE BRAKE DISC	10
011	DA7340701401	BOLT	2
012	DA7340701401	BOLT	2
013	DA1620700405	SCREW	2
014	DA1120770416	PISTON SET	2

03. TRANSMISSION

REAR AXLE (1)

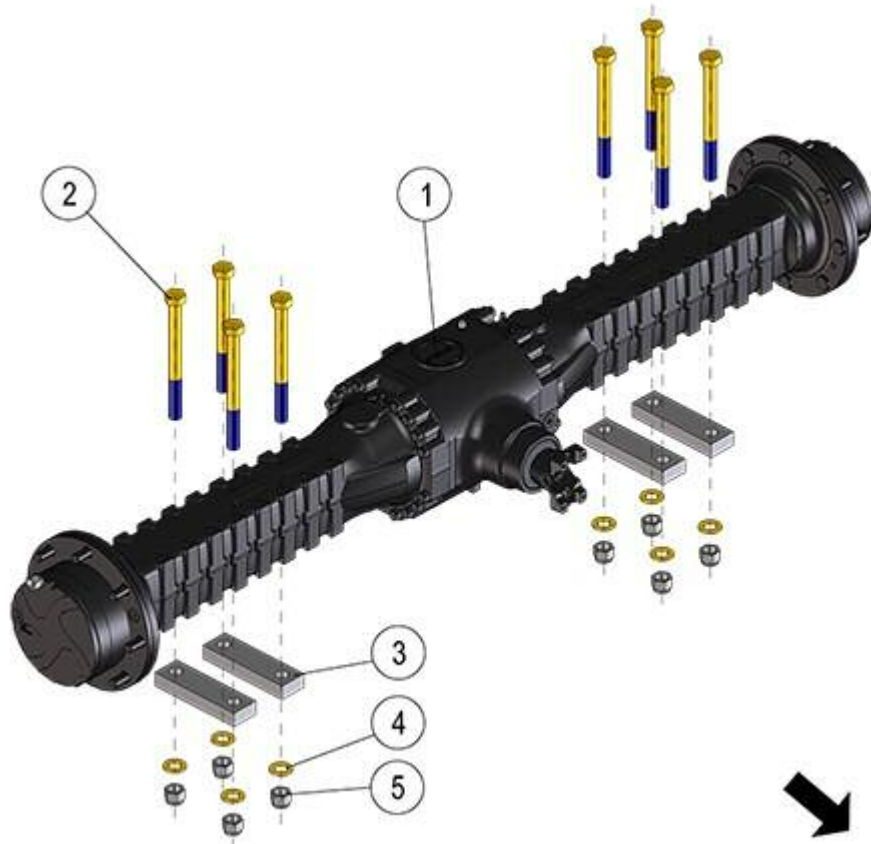


FIGURA	REFERENCIA	DENOMINACIÓN	CANTIDAD
001	66.03301.00	REAR AXLE	1
002	604.24260.86	SCREW DIN931	8
003	64.04139.00	Deck 30X60X205	4
004	101.24000.66	WASHER DIN125	8
005	711.24000.66	NUT DIN982 M24X3	8

03. TRANSMISSION

REAR AXLE (2)

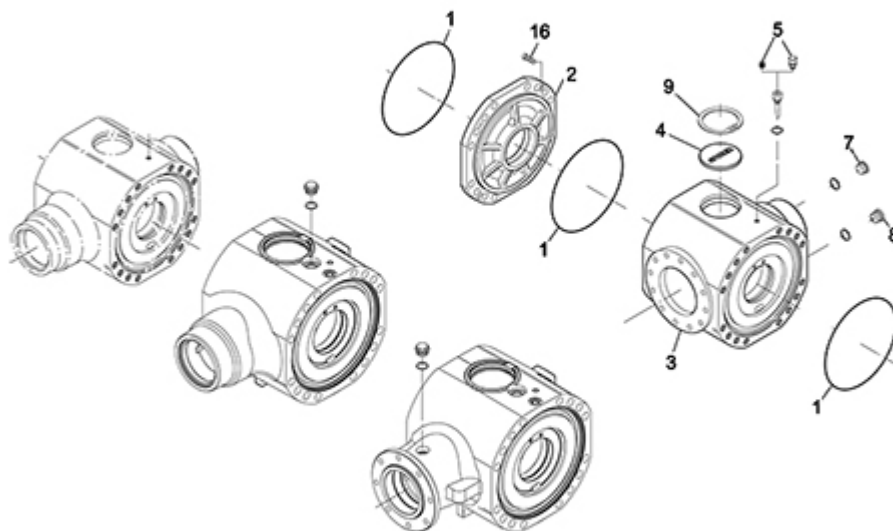


FIGURA	REFERENCIA	DENOMINACIÓN	CANTIDAD
001	DA001051178	O-RING	3
001	DA001051178	O-RING	3
002	DA1120100706	COVER	1
002	DA1120100706	COVER	1
003	DA1120103703	CASING	1
003	DA1120103703	CASING	1
004	DA1710101504	CAP	1
004	DA1710101504	CAP	1
005	DA1120101806	CAP	1
005	DA1120101806	CAP	1
007	DA1120161001	CAP	1
007	DA1120161001	CAP	1
008	DA1120161003	MAGNET PLUG	1
008	DA1120161003	MAGNET PLUG	1
009	DA002020088	CIRCLIP	1
009	DA002020088	CIRCLIP	1
016	DA016040417	BOLT	4
016	DA016040417	BOLT	4

03. TRANSMISSION

REAR AXLE (3)

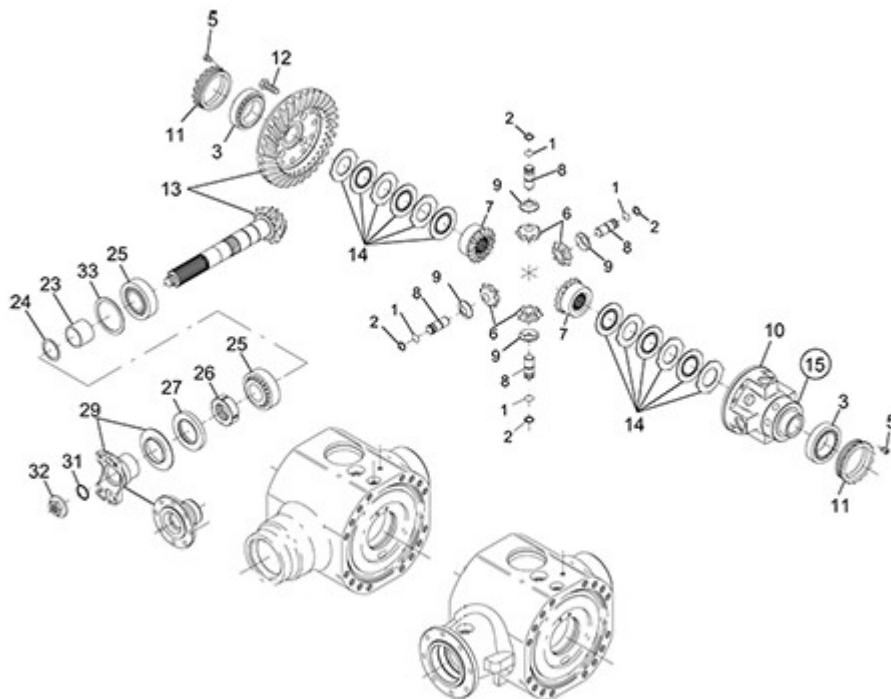


FIGURA	REFERENCIA	DENOMINACIÓN	CANTIDAD
001	DA002063163	CIRCLIP	4
001	DA002063163	CIRCLIP	4
002	DA002143244	CIRCLIP	4
002	DA002143244	CIRCLIP	4
003	DA7250401102	BUSH	2
003	DA7250401102	BUSH	2
005	DA016304162	BOLT	2
005	DA016304162	BOLT	2
006	DA1120400401	DIFFERENTIAL PINION	4
006	DA1120400401	DIFFERENTIAL PINION	4
007	DA1120400508	DIFFERENTIAL SIDE GEAR	2
007	DA1120400508	DIFFERENTIAL SIDE GEAR	2
008	DA1120470602	BOLT	4
008	DA1120470602	BOLT	4
009	DA1120400801	WASHER	4
009	DA1120400801	WASHER	4
010	DA1120401104	DIFFERENTIAL HOUSING	1
010	DA1120401104	DIFFERENTIAL HOUSING	1

011	DA1120401602	CLAMP	2
011	DA1120401602	CLAMP	2
012	DA016283390	SCREW	12
012	DA016283390	SCREW	12
013	DA1120450064	CONICAL GEAR SET	1
013	DA1120450064	CONICAL GEAR SET	1
014	DA1120461103	DIFFERENTIAL DISC SET	2
014	DA1120461103	DIFFERENTIAL DISC SET	2
015	DA1120470308	LIMITED-SLIP DIFERENTIAL	1
015	DA1120470308	LIMITED-SLIP DIFERENTIAL	1
023	DA1120400902	SPACER	1
023	DA1120400902	SPACER	1
024	DA1230440002	SHIM SET	1
024	DA1230440002	SHIM SET	1
025	DA005100162	BUSH	2
025	DA005100162	BUSH	2
026	DA9530401201	CLAMP	1
026	DA9530401201	CLAMP	1

03. TRANSMISSION REAR AXLE (3)

FIGURA	REFERENCIA	DENOMINACIÓN	CANTIDAD
027	DA001033221	SEAL	1
027	DA001033221	SEAL	1
029	DA1120473101	FLANGE	1
029	DA1120473101	FLANGE	1
031	DA001053158	O-RING	1
031	DA001053158	O-RING	1
032	DA3571413902	NUT	1
032	DA3571413902	NUT	1
033	DA1120440004	SHIM SET	1
033	DA1120440004	SHIM SET	1

03. TRANSMISSION

REAR AXLE (4)

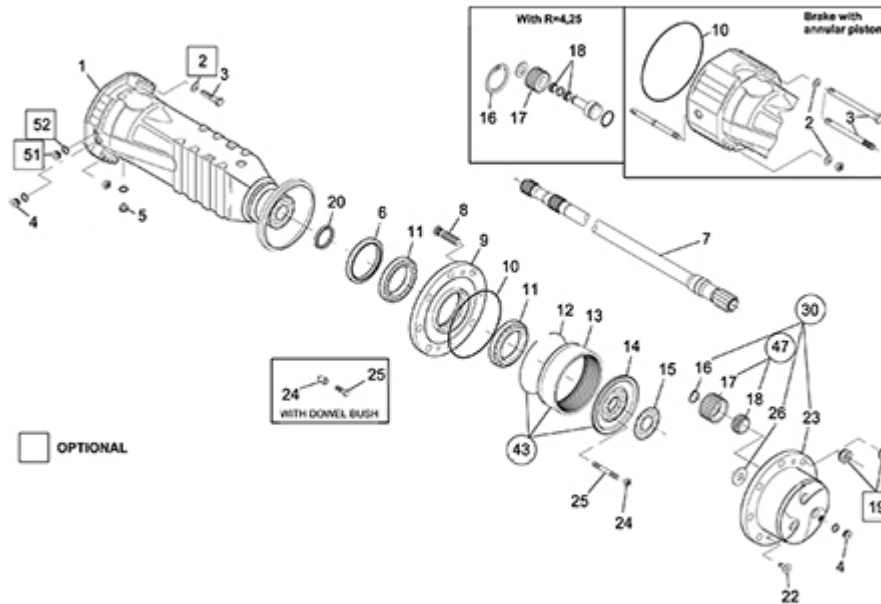


FIGURA	REFERENCIA	DENOMINACIÓN	CANTIDAD
001	DA1120601827	ARM	2
001	DA1120601827	ARM	2
003	DA1120607001	SCREW	28
003	DA1120607001	SCREW	28
004	DA1120161001	CAP	4
004	DA1120161001	CAP	4
005	DA1120161003	MAGNET PLUG	2
005	DA1120161003	MAGNET PLUG	2
006	DA1770600901	SEAL	2
006	DA1770600901	SEAL	2
007	DA1120600201	HALF SHAFT	2
007	DA1120600201	HALF SHAFT	2
008	DA7020601702	STUD	16
008	DA7020601702	STUD	16
009	DA1120611003	WHEEL HUB	2
009	DA1120611003	WHEEL HUB	2
010	DA001051178	O-RING	2
010	DA001051178	O-RING	2

011	DA005103166	BUSH	4
011	DA005103166	BUSH	4
012	DA002063193	CIRCLIP	2
012	DA002063193	CIRCLIP	2
013	DA1120600504	CROWN GEAR	2
013	DA1120600504	CROWN GEAR	2
014	DA1120600707	SUPPORT	2
014	DA1120600707	SUPPORT	2
015	DA1120602601	LOCK PLATE	2
015	DA1120602601	LOCK PLATE	2
016	DA002143191	CIRCLIP	8
016	DA002143191	CIRCLIP	8
017	DA1120600606	PLANETARY GEAR	8
017	DA1120600606	PLANETARY GEAR	8
018	DA7300602604	BUSH	8
018	DA7300602604	BUSH	8
019	DA006080206	WHEEL NUT	16
019	DA006080206	WHEEL NUT	16

03. TRANSMISSION

REAR AXLE (4)

FIGURA	REFERENCIA	DENOMINACIÓN	CANTIDAD
020	DA001404360	SEAL	2
020	DA001404360	SEAL	2
022	DA016060442	SCREW	4
022	DA016060442	SCREW	4
023	DA1120605005	PLANET CARRIER COVER	1
023	DA1120605005	PLANET CARRIER COVER	1
024	DA006224380	NUT	16
024	DA006224380	NUT	16
025	DA1120602503	STUD	16
025	DA1120602503	STUD	16
026	DA1120601702	WASHER	1
026	DA1120601702	WASHER	1
030	DA2120671018	PLANET CARRIER COVER	2
030	DA2120671018	PLANET CARRIER COVER	2
043	DA2120670707	CROWN GEAR SUPPORT KIT	2
043	DA2120670707	CROWN GEAR SUPPORT KIT	2
047	DA1120670606	PLANETARY GEAR SET	8
047	DA1120670606	PLANETARY GEAR SET	8
051	DA1370600602	CAP	2



051	DA1370600602	CAP	2
052	DA011070918	WASHER	2
052	DA011070918	WASHER	2

03. TRANSMISSION

REAR AXLE (5)

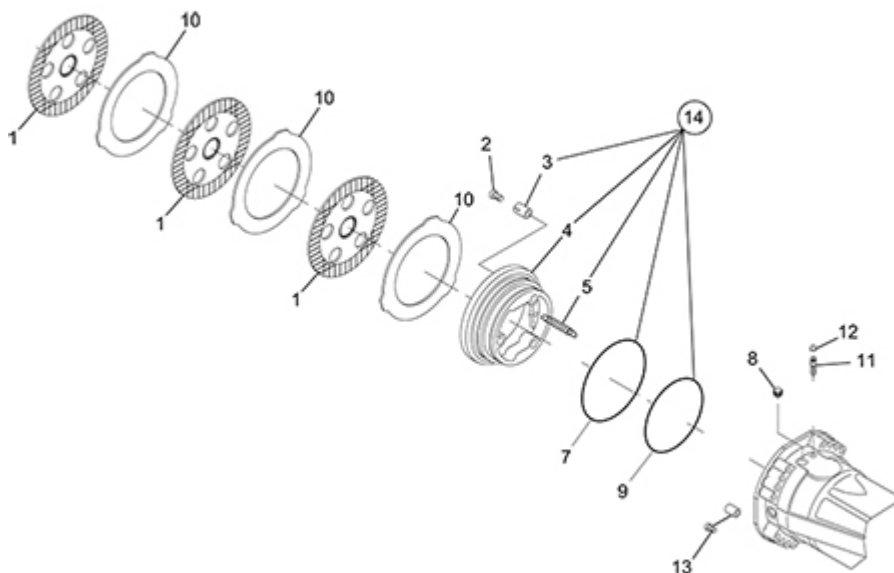


FIGURA	REFERENCIA	DENOMINACIÓN	CANTIDAD
001	DA1120761004	DISC	8
001	DA1120761004	DISC	8
002	DA1120703709	SCREW	6
002	DA1120703709	SCREW	6
003	DA1120700204	SPRING	6
003	DA1120700204	SPRING	6
004	DA1120700716	PISTON	2
004	DA1120700716	PISTON	2
005	DA1800700401	SPRING	6
005	DA1800700401	SPRING	6
007	DA1120707601	O-RING	2
007	DA1120707601	O-RING	2
008	DA1120761501	CAP	2
008	DA1120761501	CAP	2
009	DA1120707501	O-RING	2
009	DA1120707501	O-RING	2
010	DA1120700606	INTERMEDIATE BRAKE DISC	10
010	DA1120700606	INTERMEDIATE BRAKE DISC	10

011	DA7340701401	BOLT	2
011	DA7340701401	BOLT	2
012	DA7340701501	CAP	2
012	DA7340701501	CAP	2
013	DA1620700405	SCREW	2
013	DA1620700405	SCREW	2
014	DA1120770416	PISTON SET	2
014	DA1120770416	PISTON SET	2

04. CHASSIS

CHASSIS (PART 1)

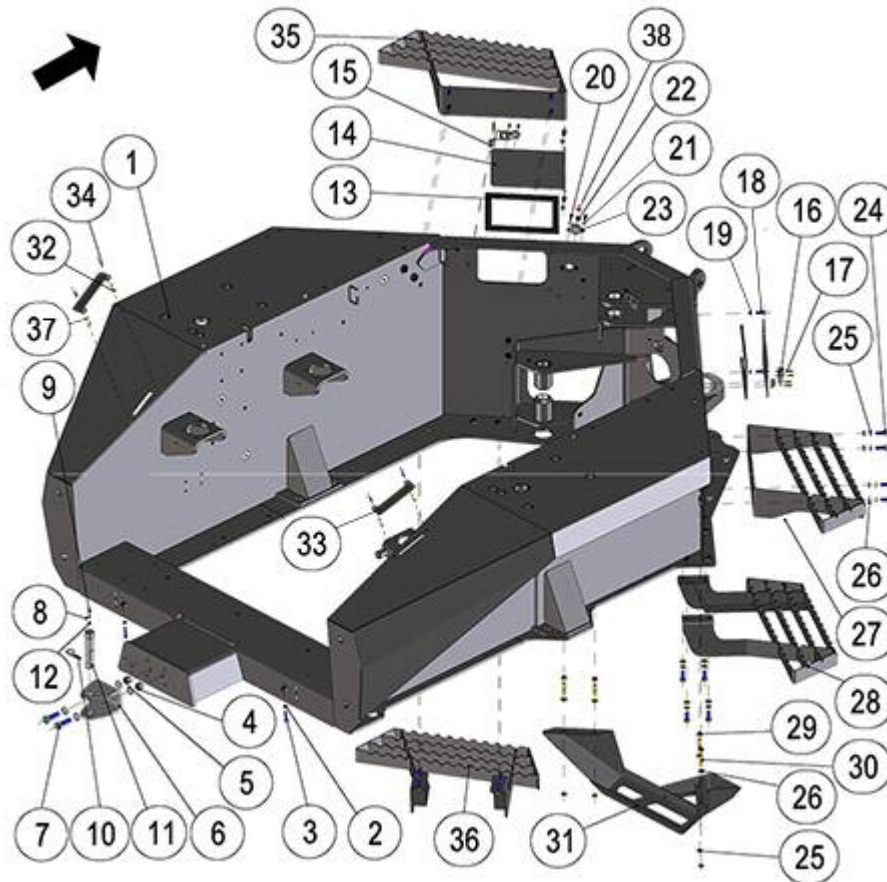


FIGURA	REFERENCIA	DENOMINACIÓN	CANTIDAD
001	66.04400.01	CHASSIS	1
002	701.06000.66	NUT DIN934 M6X1	2
003	603.06035.86	SCREW DIN933 M6x35	2
004	711.14000.66	NUT DIN982 M14 8.8 K	2
005	101.14000.66	WASHER DIN125 D14	4
006	70.08090.00	support 80X100X125	1
007	604.14050.86	SCREW DIN931	2
008	15.00834.00	CHAIN	1
009	603.05010.86	SCREW DIN933 M5x10	1
010	15.00836.00	PIN DIN11024 R4	1
011	15.00835.00	AXLE CPA/GRA 25x30x135	1
012	701.05000.66	NUT DIN934 M5x0.8	1
013	477.10020.00	RUBBER PROFILE MAT.	1
014	66.04420.00	TANK COVER	2
015	60.01924.01	LATCH	2
016	60.01925.01	LATCH	2
017	502.05016.60	RIVET DIN1476	8
018	66.04735.00	SUPPORT ARTICULATION M8X1.25X20	4

019	711.08000.66	NUT DIN982 M8	4
020	603.06025.86	SCREW DIN933 M6x25	2
021	64.10189.00		1
022	104.06000.00	WASHER DIN7980 D6	2
023	64.10187.00		1
024	603.10030.86	SCREW DIN933	16
025	104.10000.00	WASHER DIN7980 D10	20
026	101.10000.66	WASHER DIN125 D10	20
027	66.04133.02	RIGHT UPPER STEP	1
028	66.04131.02	RIGHT LOWER STEP	1
029	711.10000.66	SHOCK ABSORBER	4
030	15.01034.00	STUD DIN938* 41 M10x1,5	4
031	66.04410.01	PROTECTION	1
032	711.06000.66	NUT DIN982 M6	4
033	66.08110.00		2
034	618.06020.86	SCREW DIN7991	4
035	66.04132.02	LEFT UPPER STEP	1
036	66.04130.02	LEFT LOWER STEP	1

04. CHASSIS CHASSIS (PART 1)

FIGURA	REFERENCIA	DENOMINACIÓN	CANTIDAD
037	101.06000.66	WASHER DIN125 D6	4

04. CHASSIS

CHASSIS (PART 2)

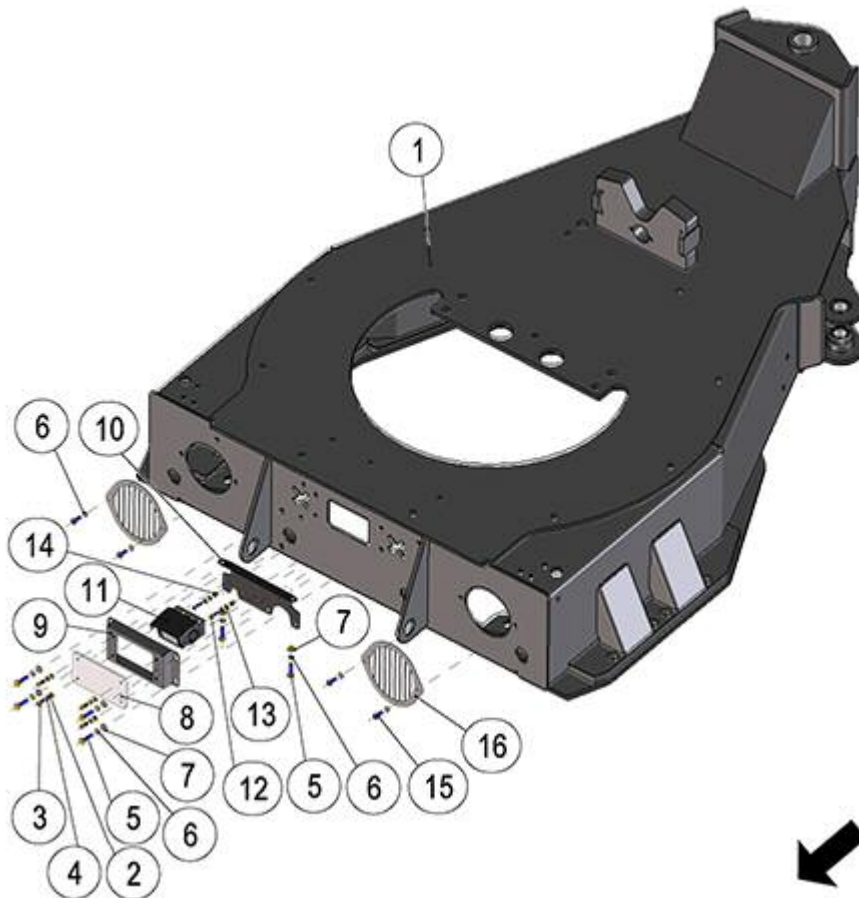


FIGURA	REFERENCIA	DENOMINACIÓN	CANTIDAD
001	66.04201.00	ROTATION CHASSIS	1
002	101.06000.66	WASHER DIN125 D6	4
003	630.06020.96	SCREW ISO7380 M6x20	4
004	104.06000.00	WASHER DIN7980 D6	4
005	603.08030.86	SCREW DIN933 M8X30	6
006	104.08000.00	WASHER DIN7980 D8	10
007	101.08000.66	WASHER DIN125 D8	6
008	66.04212.00	SHEET	1
009	66.04211.00	BOX	1
010	66.04210.02	FIXING SUPPORT	1
011	64.11052.00	VISION CAMERA 72X87X75MM	1
012	601.06020.86	SCREW DIN912	2
013	101.06000.67	WASHER DIN125 D6	4
014	711.06000.66	NUT DIN982 M6	2
015	630.08020.96	SCREW ISO7380	4
016	66.08028.00	BULB GUARD FRONTAL LIGHT	2

04. CHASSIS

CHASSIS AXLE

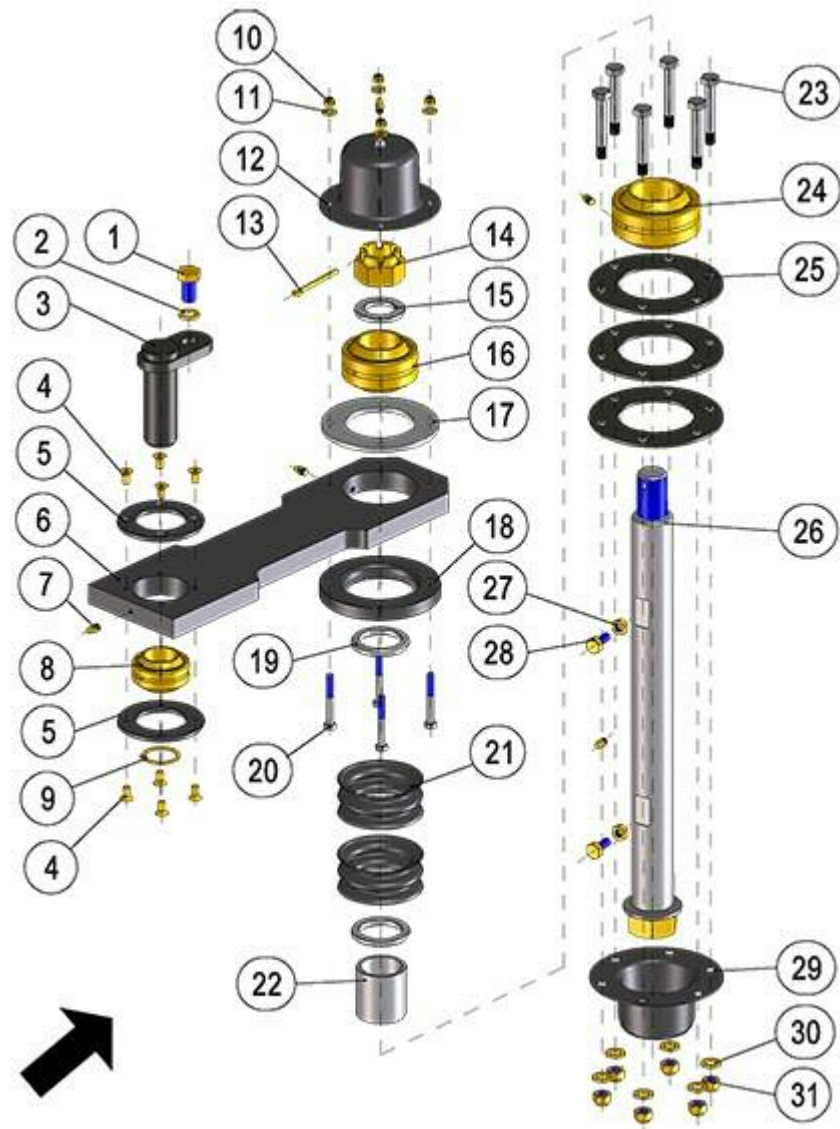


FIGURA	REFERENCIA	DENOMINACIÓN	CANTIDAD
001	603.16030.86	BOLT DIN933 M16x30	1
002	104.16000.00	CIR-CLIP EXT. DIN7980	1
003	64.06224.00	SPINDLE 40x120	1
004	618.08016.86	FLAT HEAD SOCKET CAP SCREW DIN7991 M8x16	8
005	64.06219.00	COVER 6x104	2
006	64.06212.01	CONNECTING ROD 90X68X504.5	1
007	901.08000.33	GREASER DIN71412-A M8x1,25	3
008	941.40040.01	BUSHING GE40FO 2RS-C2	1
009	904.40000.00	RING DIN471	1
010	711.08000.66	NUT DIN982 M8	4
011	101.08000.66	WASHER DIN125 D8	4
012	64.06210.02	COVER Ø93X145	1
013	401.06070.60	PIN DIN94 6x70	1

014	703.36000.60	NUT DIN935 M36x4	1
015	64.06221.00	RING 37x60x6	1
016	941.50056.01	BUSHING GE50FO 2RS-2C	1
017	65.04143.00	COVER 140x6	1
018	64.06213.00	COVER	1
019	64.06215.00	RING 8x51x70	2
020	604.08065.86	SCREW DIN931 M8X65	4
021	64.06214.00	DUST EXCLUDER 43x103	2
022	64.06217.00	BUSHING 50x60x5	1
023	604.12080.86	SCREW DIN931 M12x80	6
024	941.60063.01	BUSHING GE60FO 2RS-2C	1
025	64.06226.00	COVER 90X160X4	3
026	63.04144.01	SHAFT 36X36X606	1
027	701.10000.66	NUT DIN934 M10x1.5	2
028	603.10025.86	SCREW DIN933 M10x25	2
029	64.06218.01	COVER 73/160	1
030	101.12000.66	WASHER DIN125 D12	6
031	711.12000.86	NUT DIN982 M12 C8	6

04. CHASSIS SUPPORTS

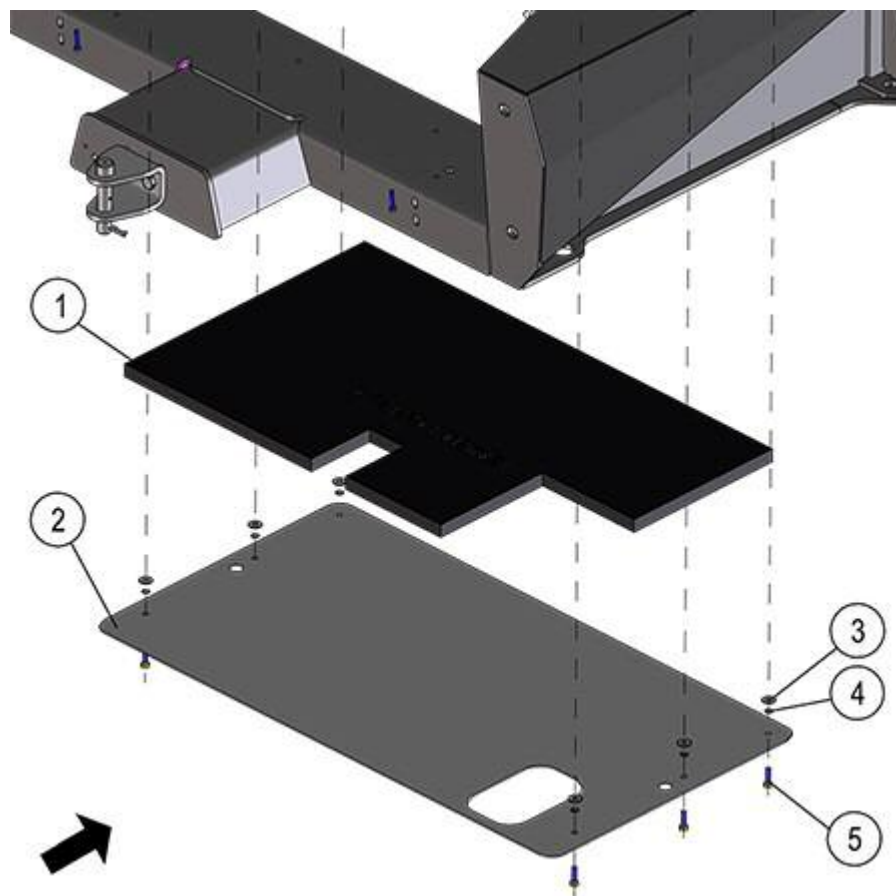


FIGURA	REFERENCIA	DENOMINACIÓN	CANTIDAD
001	66.04040.00	ACOUSTIC ABSORBENT	1
002	66.04020.00	ENGINE PROTECTOR AND SOUNDLESS COVER	1
003	112.08000.66	WASHER DIN9021 D8	6
004	104.08000.00	WASHER DIN7980 D8	6
005	603.08030.86	SCREW DIN933 M8X30	6

05. BRAKE ACTIVATION

FOOT BRAKE

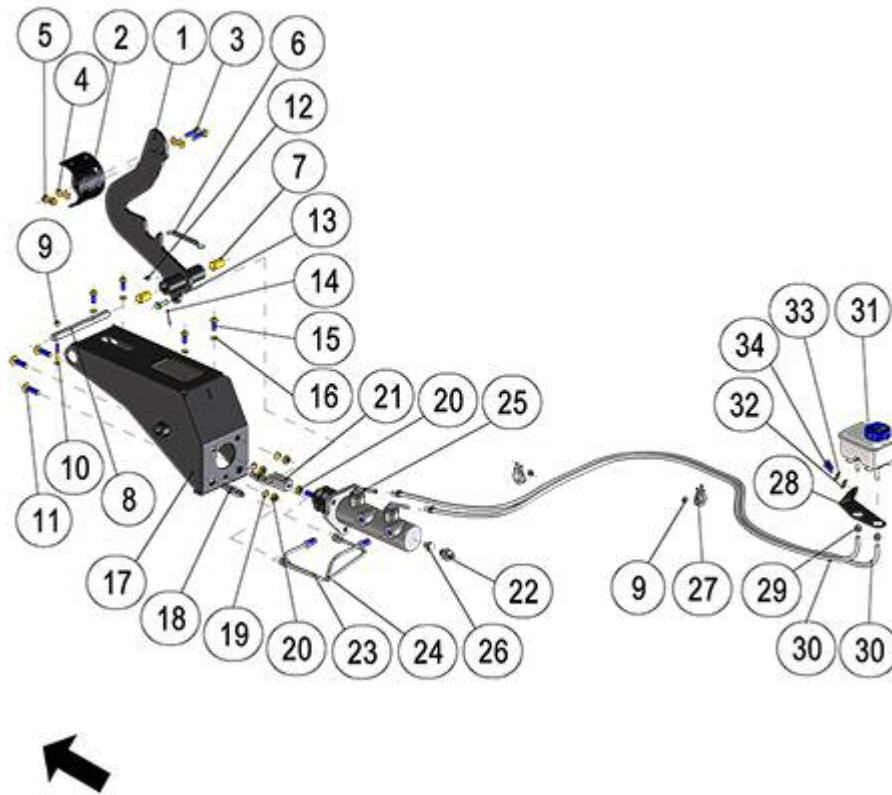


FIGURA	REFERENCIA	DENOMINACIÓN	CANTIDAD
001	66.05110.01	BRAKE PEDAL SUPPORT	1
002	66.05111.00	BRAKE PEDAL	1
003	603.08030.86	SCREW DIN933 M8X30	2
004	101.08000.66	WASHER DIN125 D8	4
005	711.08000.66	NUT DIN982 M8	2
006	45.00139.00	SPRING TENSION	1
007	949.01525.00	BUSHING 15x17x25 DIN 1494	2
008	65.05113.00	SHAFT CYL/CYL 15x152	1
009	711.06000.66	NUT DIN982 M6	4
010	604.06040.86	SCREW DIN931 M6x40	1
011	603.10030.86	SCREW DIN933	3
012	901.06000.33	GREASER DIN71412-A	1
013	01.00514.01	AXLE CIL/CPA 14x8x28	1
014	401.02025.60	PIN DIN94 2x25	1
015	630.08020.96	SCREW ISO7380	4
016	104.08000.00	WASHER DIN7980 D8	4
017	66.05120.00	BRAKE STRUCTURE	1
018	64.05123.00	FITTING M/M	6

019	104.10000.00	WASHER DIN7980 D10	3
020	701.10000.66	NUT DIN934 M10x1.5	4
021	20.05040.00	ART. FORK	1
022	43.01520.00	BRAKE FLUID SWITCH	1
023	66.05018.00	TUBE	1
024	66.05019.00	TUBE	1
025	64.05112.00	MASTER CYLINDER	1
026	15.07780.00	SCREW DIN910*	1
027	830.01806.00	CLAMP LOOP	2
028	66.05107.00	SUPPORT	4
029	948.01208.00	FLANGE	2
030	469.15009.00	PLASTIC HOSE 6X9	1
031	64.05110.00	BRAKES FLUID TANK	1
032	101.06000.66	WASHER DIN125 D6	2
033	104.06000.00	WASHER DIN7980 D6	2
034	601.06015.86	SCREW DIN912	2

05. BRAKE ACTIVATION

FOOT BRAKE

BASTIDOR: 86680

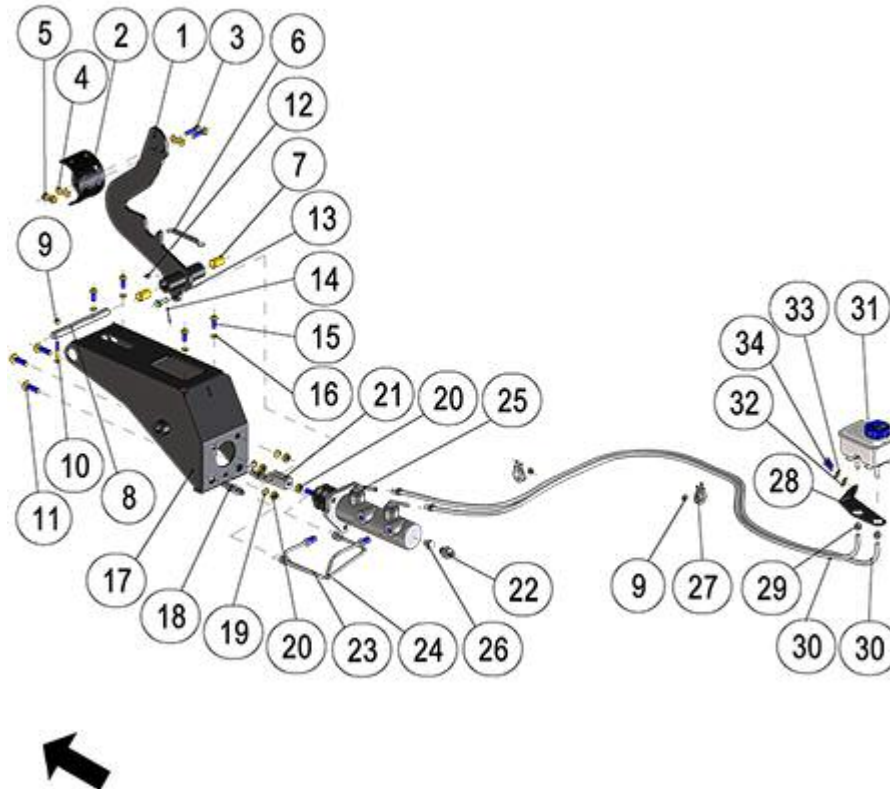


FIGURA	REFERENCIA	DENOMINACIÓN	CANTIDAD
001	66.05110.02	BRAKE PEDAL SUPPORT	1
002	66.05111.01	BRAKE PEDAL	1
003	603.08030.86	SCREW DIN933 M8X30	2
004	101.08000.66	WASHER DIN125 D8	4
005	711.08000.66	NUT DIN982 M8	2
006	45.00139.00	SPRING TENSION	1
007	949.01525.00	BUSHING 15x17x25 DIN 1494	2
008	65.05113.00	SHAFT CYL/CYL 15x152	1
009	711.06000.66	NUT DIN982 M6	4
010	604.06040.86	SCREW DIN931 M6x40	1
011	603.10030.86	SCREW DIN933	3
012	901.06000.33	GREASER DIN71412-A	1
013	01.00514.01	AXLE CIL/CPA 14x8x28	1
014	401.02025.60	PIN DIN94 2x25	1
015	630.08020.96	SCREW ISO7380	4
016	104.08000.00	WASHER DIN7980 D8	4
017	66.05120.00	BRAKE STRUCTURE	1
018	64.05123.00	FITTING M/M	6

019	104.10000.00	WASHER DIN7980 D10	3
020	701.10000.66	NUT DIN934 M10x1.5	4
021	20.05040.00	ART. FORK	1
022	43.01520.00	BRAKE FLUID SWITCH	1
023	66.05018.00	TUBE	1
024	66.05019.00	TUBE	1
025	64.05112.00	MASTER CYLINDER	1
026	15.07780.00	SCREW DIN910*	1
027	830.01806.00	CLAMP LOOP	2
028	66.05107.00	SUPPORT	4
029	948.01208.00	FLANGE	2
030	469.15009.00	PLASTIC HOSE 6X9	1
031	64.05110.00	BRAKES FLUID TANK	1
032	101.06000.66	WASHER DIN125 D6	2
033	104.06000.00	WASHER DIN7980 D6	2
034	601.06015.86	SCREW DIN912	2

05. BRAKE ACTIVATION TUBES

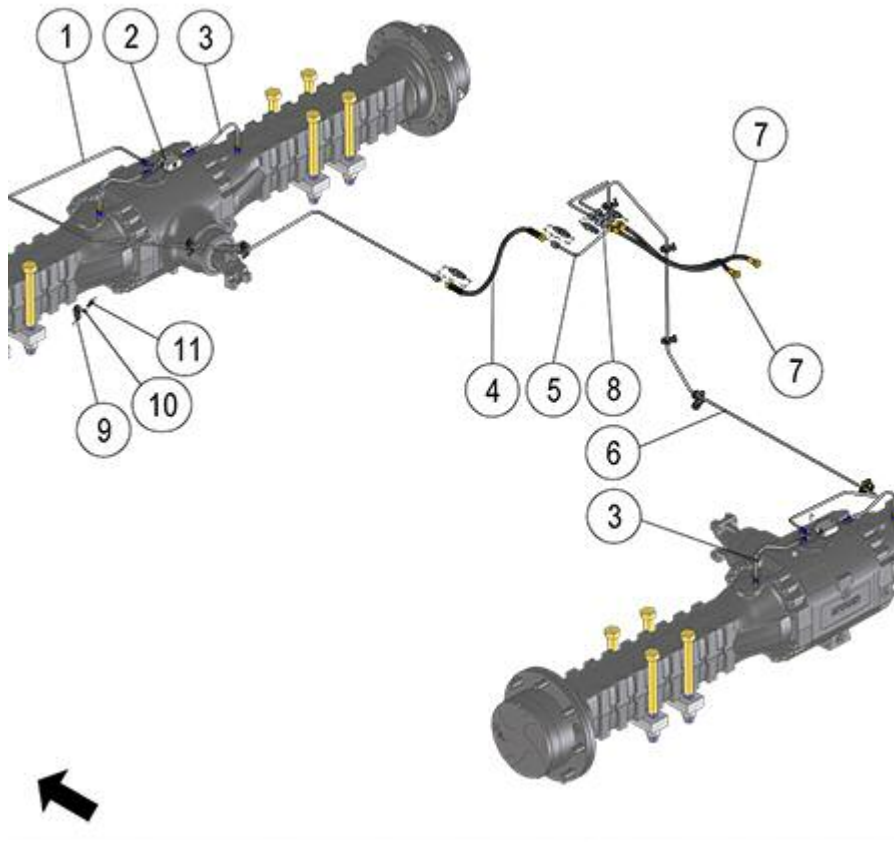


FIGURA	REFERENCIA	DENOMINACIÓN	CANTIDAD
001	66.05022.00	METAL PIPE	1
002	64.05129.00	RACOR H/H/H M12/M12/M12	2
003	64.05128.00	HYDRAULIC STEEL PIPE, BUNDY 4 200X100	4
004	64.05119.00	HOSE, FLEXIBLE DR7 408	1
005	66.05014.00	TUBE BUNDY4 183X161X158	1
006	66.05015.00	TUBE BUNDY4 953X631X332	1
007	66.05020.00	TUBE DR7	2
008	101.12000.66	WASHER DIN125 D12	4
009	830.01006.00	CLAMP LOOP D10x6	10
010	104.06000.00	WASHER DIN7980 D6	10
011	603.06020.86	SCREW DIN933 M6x20	3

05. BRAKE ACTIVATION

TUBES

BASTIDOR: 88912

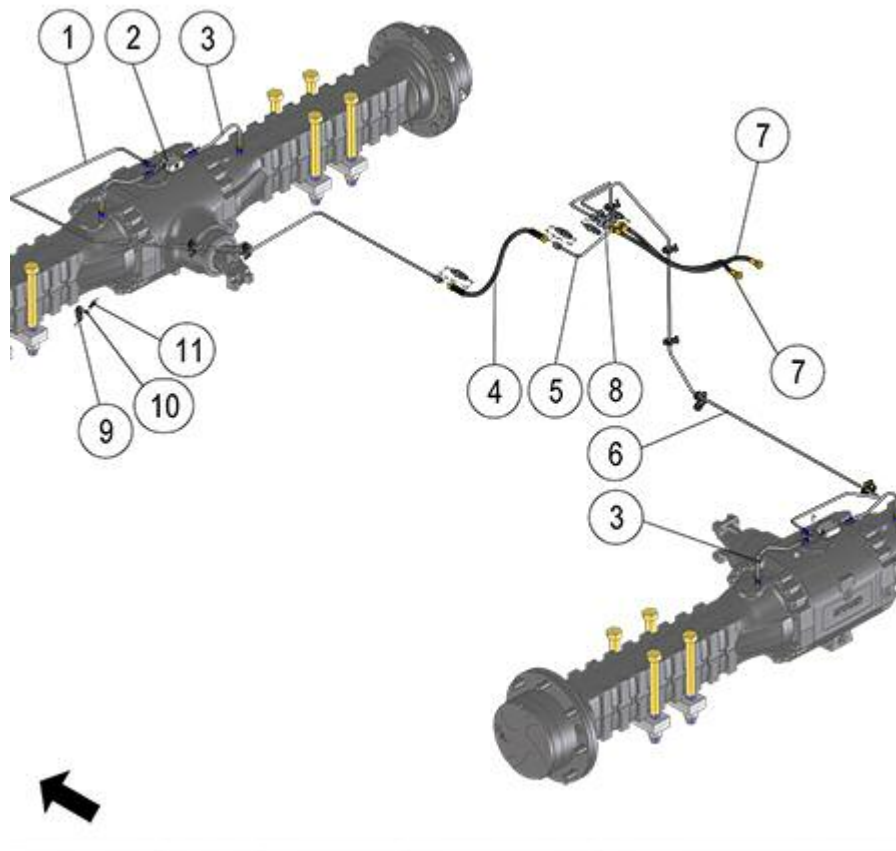


FIGURA	REFERENCIA	DENOMINACIÓN	CANTIDAD
001	66.05022.00	METAL PIPE	1
002	64.05129.00	RACOR H/H/H M12/M12/M12	2
003	64.05128.00	HYDRAULIC STEEL PIPE, BUNDY 4 200X100	4
004	66.05119.00	TUBE	1
005	66.05014.00	TUBE BUNDY4 183X161X158	1
006	66.05015.00	TUBE BUNDY4 953X631X332	1
007	66.05020.00	TUBE DR7	2
008	101.12000.66	WASHER DIN125 D12	4
009	830.01006.00	CLAMP LOOP D10x6	10
010	104.06000.00	WASHER DIN7980 D6	10
011	603.06020.86	SCREW DIN933 M6x20	3

OBSERVACIONES

PM.00130

05. ACTUATORS

ACCELERATOR

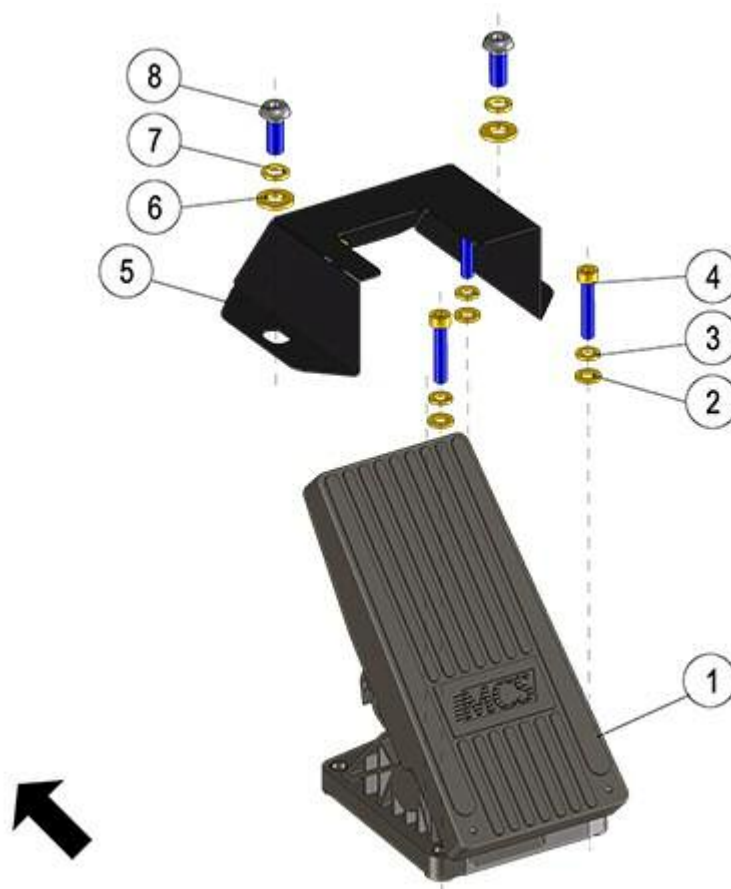


FIGURA	REFERENCIA	DENOMINACIÓN	CANTIDAD
001	66.11145.00	GAS PEDAL DEUTZ	1
002	101.06000.66	WASHER DIN125 D6	4
003	104.06000.00	WASHER DIN7980 D6	4
004	601.06030.86	HEXAGON SOCKET HEAD SCREW DIN912 M6x30	4
005	66.11111.00	PEDAL COVER CONNECTOR (9005)	1
006	101.08000.66	WASHER DIN125 D8	2
007	104.08000.00	WASHER DIN7980 D8	2
008	630.08020.96	SCREW ISO7380	2

06. STEERING

STEERING (PART 1)

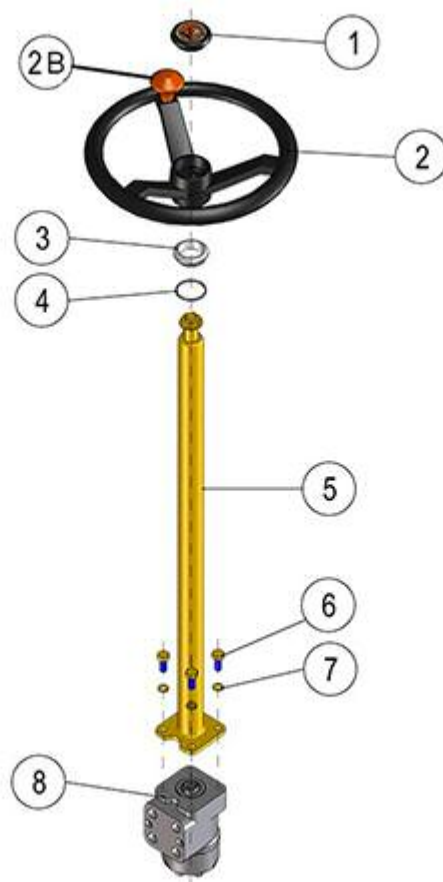


FIGURA	REFERENCIA	DENOMINACIÓN	CANTIDAD
001	00.00626.05	TRIM	1
002	15.01016.01	STEERING WHEEL D21-315 WITH POMMEL	1
002B	15.10161.01	KNOB	1
003	15.20727.01	NYLON BEARING 17X38X52	1
004	201.03953.50	O-RING DIN3770 D39.5XD3	1
005	55.10680.00	STEERING COLUMM	1
006	603.10025.86	SCREW DIN933 M10x25	4
007	104.10000.00	WASHER DIN7980 D10	4
008	65.06211.01	HYDROSTATIC STEERING	1

06. STEERING

STEERING (PART 2)

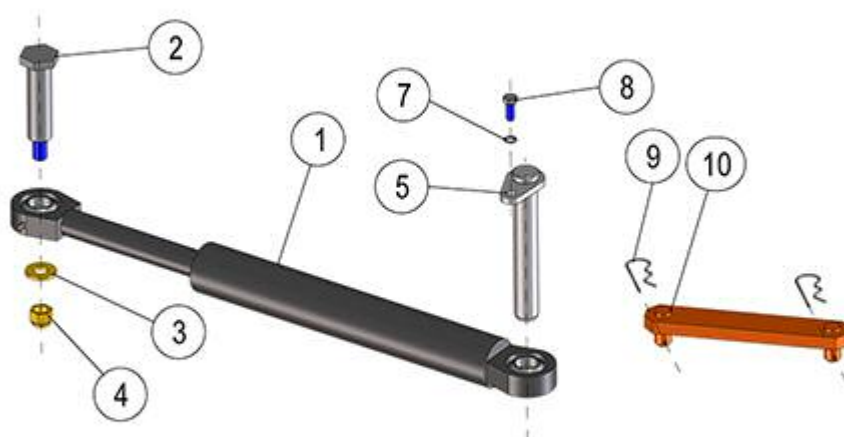


FIGURA	REFERENCIA	DENOMINACIÓN	CANTIDAD
001	63.06113.00	cylinder	1
002	64.04135.00	AXLE	1
003	15.00561.00	WASHER DIN125 20.5x45x5	1
004	711.20000.66	NUT	1
005	66.06200.00	EJE CIL	1
007	104.12000.00	WASHER DIN7980 D12	1
008	603.12030.86	SCREW DIN933 M12x30	1
009	15.00836.02	PIN	2
010	64.06223.00	CON ROD 50x55x300	1

RUEDAS WHEELS



FIGURA	REFERENCIA	DENOMINACIÓN	CANTIDAD
001A	63.07100DE02	RIGHT WHEEL	2
001B	63.07100IZ02	LEFT WHEEL	2
002	63.07103.00	RIM 16.00X22.5 OFFSET 0	4
003	70.07024.00	VALVE, TUBELESS TR575	4

RUEDAS

WHEELS

BASTIDOR: 89786



FIGURA	REFERENCIA	DENOMINACIÓN	CANTIDAD
001A	63.07100DE03	RIGHT WHEEL	2
001B	63.07100IZ03	LEFT WHEEL	2
002	63.07103.00	RIM 16.00X22.5 OFFSET 0	4

08. BODYWORK SHEETS (1)

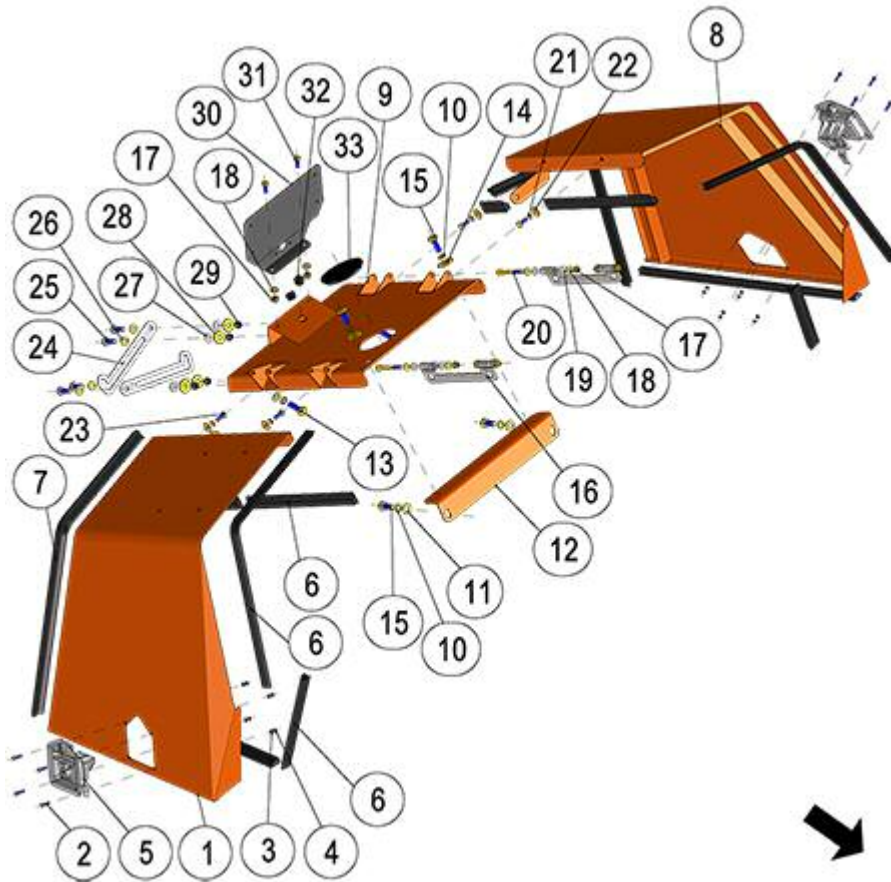


FIGURA	REFERENCIA	DENOMINACIÓN	CANTIDAD
001	66.08023.00	RIGHT ENGINE COVER	1
002	630.05020.96	SCREW ISO7380	8
003	104.05000.00	WASHER DIN7980 D5	8
004	701.05000.66	NUT DIN934 M5x0.8	8
005	64.08119.00	CLOSING WITH KEY	2
006	472.00410.00	RUBBER PROFILE 22X22	1
007	472.00411.00	RUBBER PROFILE MAT.	1
008	66.08025.00	LEFT ENGINE COVER	1
009	66.08021.00	CENTRAL ENGINE COVER	1
010	104.12000.00	WASHER DIN7980 D12	6
011	101.12000.66	WASHER DIN125 D12	4
012	66.08142.00	SUPPORT ENGINE COVER	1
013	603.12035.86	SCREW DIN933	2
014	112.12000.66	WASHER DIN9021 D 12X36	2
015	603.12030.86	SCREW DIN933 M12x30	4
016	66.08140.00	HINGE 264.5X32X16	2
017	711.08000.66	NUT DIN982 M8	6
018	101.08000.66	WASHER DIN125 D8	10

019	116.08000.00	WASHER DIN125 A D8	8
020	604.08080.86	SCREW DIN931	4
021	112.08000.66	WASHER DIN9021 D8	4
022	104.08000.00	WASHER DIN7980 D8	4
023	603.08020.86	SCREW DIN933 M8x20	4
024	66.08027.00	ENGINE COVER GUIDE	2
025	603.10030.86	SCREW DIN933	4
026	101.10000.66	WASHER DIN125 D10	4
027	116.01000.00	WASHER DIN 125 A D10	4
028	112.10000.66	WASHER DIN9021 D10	4
029	711.10000.66	SHOCK ABSORBER	4
030	66.13300.00	NUMBER PLATE SUPPORT 250x196x30x1.5 (7022)	1
031	630.08025.96	SCREW ISO7380	2
032	02.00757.01	CAP	1
033	02.32022.00	CAP	1

08. BODYWORK SHEETS (2)

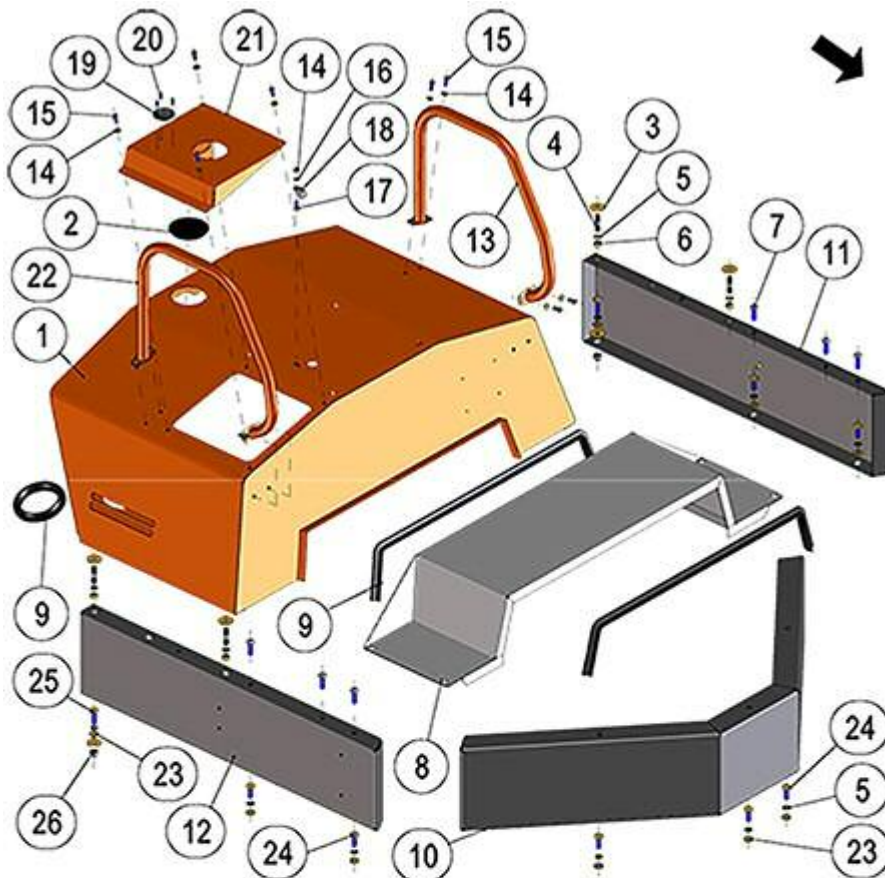


FIGURA	REFERENCIA	DENOMINACIÓN	CANTIDAD
001	66.08030.01	COVER	1
002	02.00757.01	CAP	1
003	112.12000.66	WASHER DIN9021 D 12X36	4
004	15.00357.00	STUD DIN939 M12x1,75	4
005	104.12000.00	WASHER DIN7980 D12	13
006	701.12000.66	NUT DIN934 M12x1.75	4

007	630.12025.87	SCREW ISO7380 M12X25	4
008	66.08040.00	FLOOR COVER	1
009	472.00411.00	RUBBER PROFILE MAT.	1
010	66.08061.00		1
011	66.08072.00		1
012	66.08071.00		1
013	66.08138.00	LEFT SAFETY BAR	1
014	101.08000.66	WASHER DIN125 D8	13
015	630.08020.96	SCREW ISO7380	12
016	104.08000.00	WASHER DIN7980 D8	1
017	603.08020.86	SCREW DIN933 M8x20	1
018	830.01408.00	LOOP CLAMP D14x8	1
019	32.08164.00	MACHINE LEVELING INDICATOR	1
020	630.04015.97	SCREW M4x15 ISO7380	3
021	66.08133.00	CONTROL VALVE ATTACHMENT SUPPORT	1
022	66.08137.00	RIGHT SAFETY BAR	1
024	603.12030.86	SCREW DIN933 M12x30	7
025	603.12035.87	SCREW M12x35	2
026	711.12000.66	NUT DIN982 M12	2
027	66.08099.00	HANDLE	2

08. BODYWORK PROTECTORS

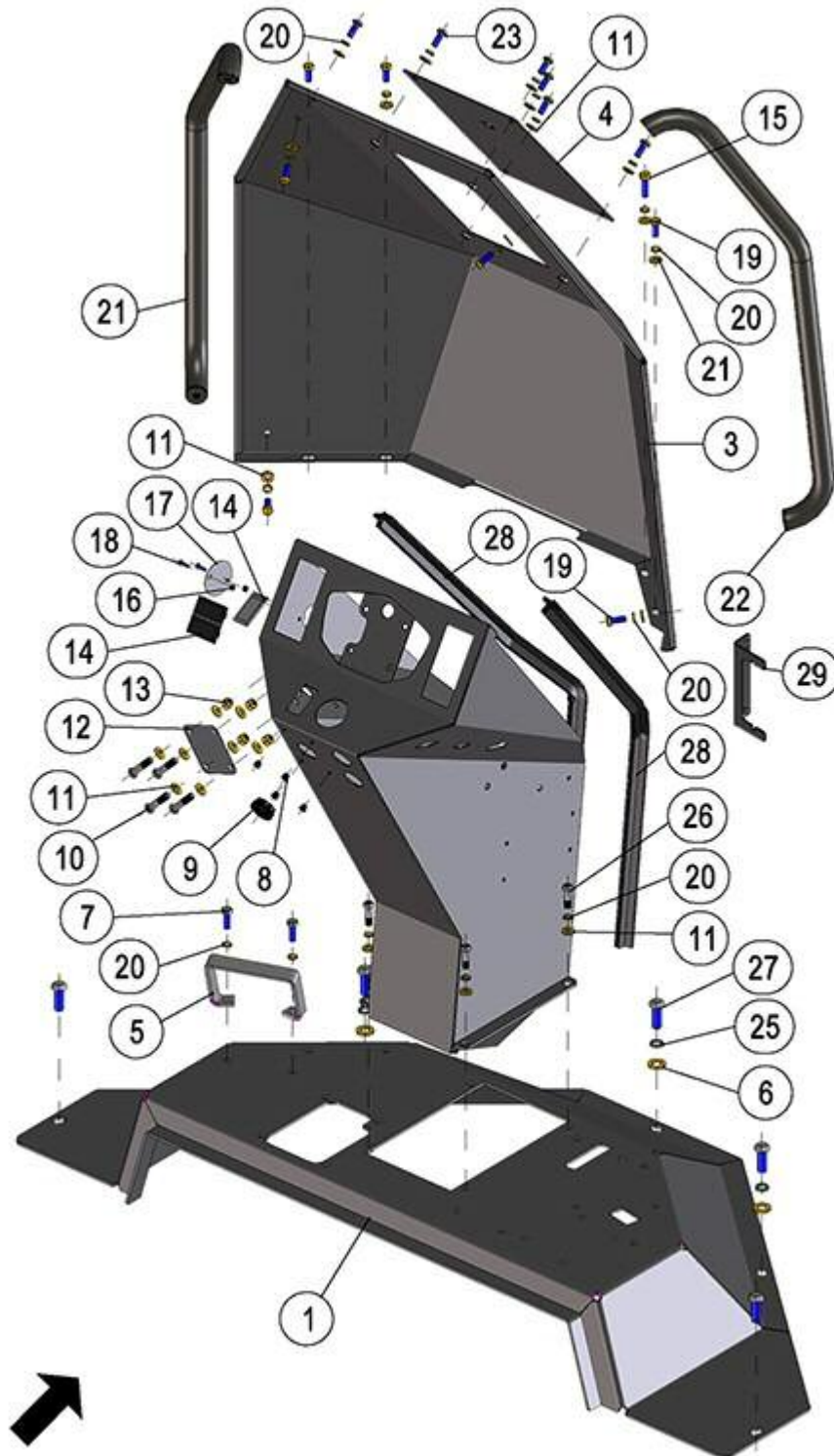


FIGURA	REFERENCIA	DENOMINACIÓN	CANTIDAD
001	66.08051.00	TAPA SOPORTE TABLIER	1
002	66.08052.01	FIXING SUPPORT	1
003	66.08128.00	CONTROL PANEL PROTECTOR	1
004	66.08125.00	ACCES COVER	1
005	70.08039.00	SUPPORT	1

006	101.12000.66	WASHER DIN125 D12	3
007	603.08025.86	SCREW DIN933 M8x25	2
008	48.08229.00	CAP PLASTIC	8
009	13.08035.00	COUNTERWEIGHT CAP	1
010	630.08035.96	TORNILLO ISO7380	4
011	101.08000.66	WASHER DIN125 D8	26
012	66.08053.00	ACOUSTIC SIGNAL COVER FVS	1
013	711.08000.66	NUT DIN982 M8	4
014	12.11024.00	SWITCH CAP	3
015	603.08030.86	SCREW DIN933 M8X30	1
016	701.04000.66	NUT DIN934 M4	2
017	66.08057.00	ACOUSTIC SIGNAL BUTTON COVER FVS	1
018	630.04015.97	SCREW M4x15 ISO7380	2
019	603.08020.86	SCREW DIN933 M8x20	7
020	104.08000.00	WASHER DIN7980 D8	20
021	66.08055.00	HANDLER TABLIER LEFT	1
022	66.08054.00	HANDLER TABLIER RIGHT	1
023	630.08020.96	SCREW ISO7380	6
024	02.32022.00	CAP	2
025	104.12000.00	WASHER DIN7980 D12	3
026	630.08030.96	BOLT ISO7380 M8x30	4
027	630.12025.87	SCREW ISO7380 M12X25	5
028	472.00411.00	RUBBER PROFILE MAT.	1
029	66.08171.00	SUPPORT	1

08. BODYWORK

ROPS ARCH

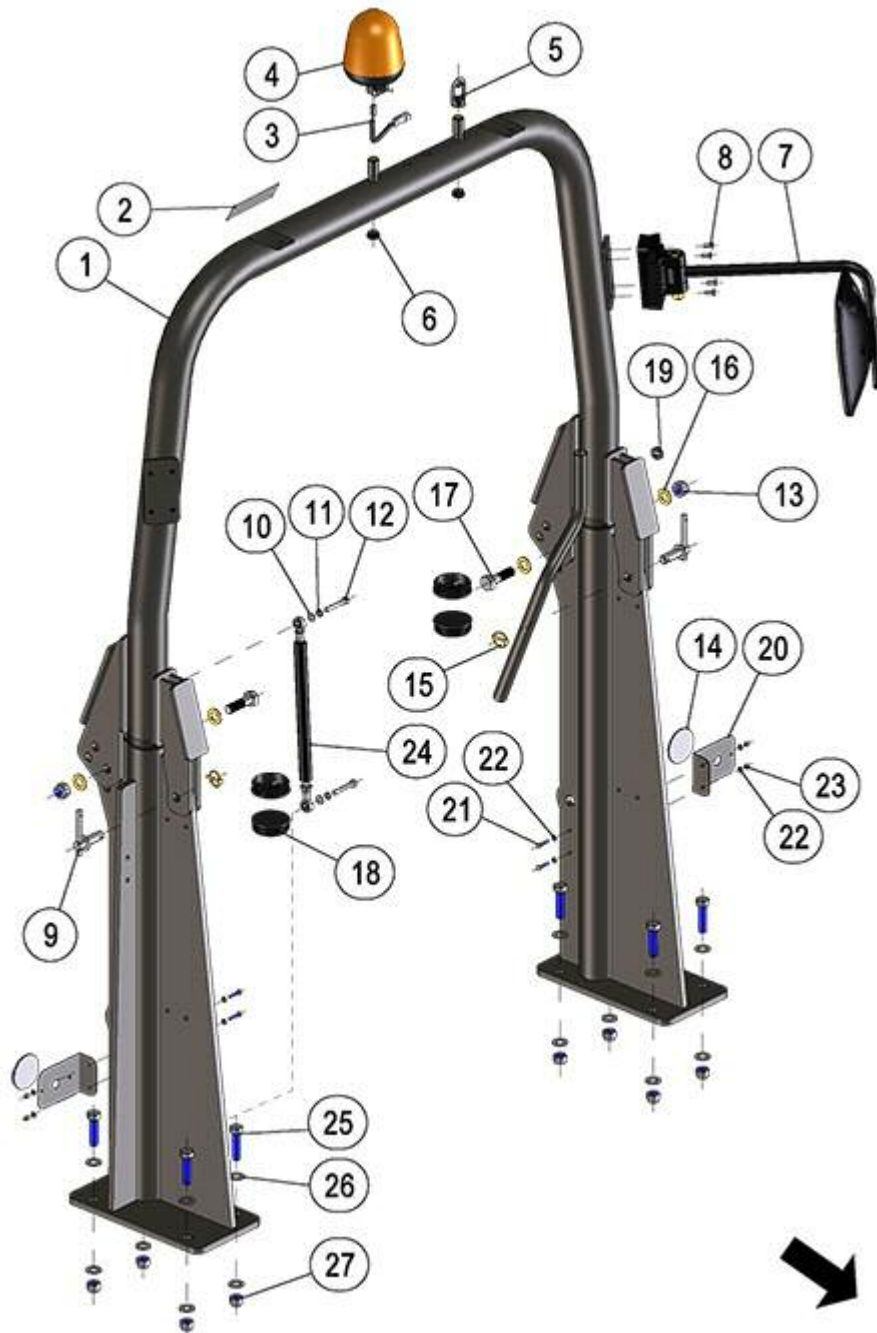


FIGURA	REFERENCIA	DENOMINACIÓN	CANTIDAD
001	66.08165.00	ROPS arch	1
002	66.08176.00	ARCH ADHESIVE PLATE	1
003	46.11154.00	ROTATIVE BEACON ELECTRICAL LENGHT	1
004	01.00912.00	BEACON	1
005	48.11038.00	CONNECTOR WITH PROTECTION. FARO ROT.	2
006	13.04026.00	CAP	3
007	66.08251.00	REAR-VIEW MIRROR	1
008	618.08020.86	SCREW DIN7991 M8x20	4
009	70.08104.00	PIN WITH CHAIN	2

010	101.10000.66	WASHER DIN125 D10	2
011	104.10000.00	WASHER DIN7980 D10	2
012	603.10060.86	SCREW DIN933	2
013	720.20000.66	NUT DIN985 M20x1.5	2
014	10.11017.00	RED REFLECTOR	4
015	404.06036.00	PIN DIN11023	2
016	101.20000.66	WASHER DIN125	4
017	604.20070.86	BOLT DIN931 M20x70	2
018	66.08180.00	CAP	4
019	43.07777.01	GROMMET 18X27X10	4
020	66.08161.00	FIXING SUPPORT	2
021	603.06030.86	SCREW DIN933 M6x30	4
022	101.06000.66	WASHER DIN125 D6	4
023	711.06000.66	NUT DIN982 M6	4
024	32.08026.00	SHOCK ABSORBER, L746xC290 2200 N	1
025	604.18070.86	SCREW DIN931	8
026	101.18000.66	BEARING DIN125 D18	16
027	711.18000.66	NUT DIN982 M18	8

08. BODYWORK

SEAT



FIGURA	REFERENCIA	DENOMINACIÓN	CANTIDAD
001	66.08240.00	REDUCED HEIGHT SEAT WITH SENSOR	1
001	66.08240.00	REDUCED HEIGHT SEAT WITH SENSOR	1
001.1	57.08003.02	SENSOR SEAT	1
002	66.08241.00	ORANGE SEAT BELT WITH SENSOR	1
002	66.08241.00	ORANGE SEAT BELT WITH SENSOR	1
003	630.08020.96	SCREW ISO7380	4
003	630.08020.96	SCREW ISO7380	4
004	101.08000.66	WASHER DIN125 D8	4
004	101.08000.66	WASHER DIN125 D8	4
005	711.08000.66	NUT DIN982 M8	4
005	711.08000.66	NUT DIN982 M8	4

08. BODYWORK COUNTERWEIGHT

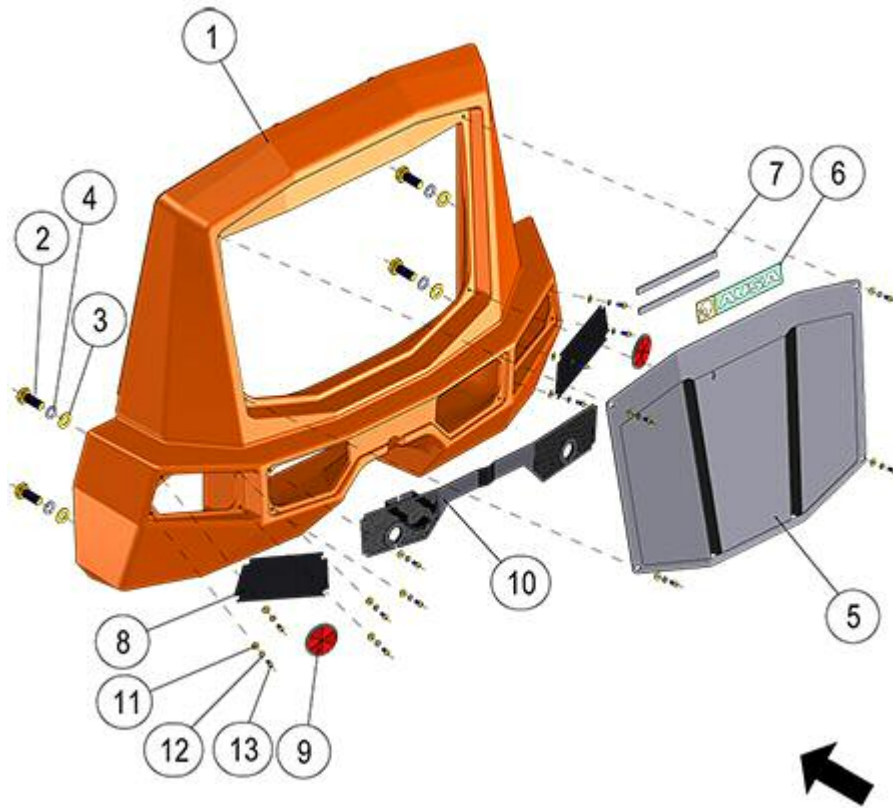


FIGURA	REFERENCIA	DENOMINACIÓN	CANTIDAD
001	66.08010.00	COUNTERWEIGHT	1
001	66.08010.00	COUNTERWEIGHT	1
002	603.20050.86	SCREW DIN933	4
002	603.20050.86	SCREW DIN933	4
003	101.20000.66	WASHER DIN125	4
003	101.20000.66	WASHER DIN125	4
004	104.20000.00	CIR-CLIP EXT. DIN7980	4
004	104.20000.00	CIR-CLIP EXT. DIN7980	4
005	66.08011.02	RADIATOR PROTECTOR	1
005	66.08011.02	RADIATOR PROTECTOR	1
006	00.00015.00	AUSA CORP. STICKER	1
006	00.00015.00	AUSA CORP. STICKER	1
007	472.04015.00	RUBBER PROFILE MAT.	2
007	472.04015.00	RUBBER PROFILE MAT.	2
008	66.08013.01	COVER	2
008	66.08013.01	COVER	2
009	10.11017.00	RED REFLECTOR	2
009	10.11017.00	RED REFLECTOR	2

010	66.08012.01	PROTECTION	1
010	66.08012.01	PROTECTION	1
011	101.08000.66	WASHER DIN125 D8	16
011	101.08000.66	WASHER DIN125 D8	16
012	104.08000.00	WASHER DIN7980 D8	16
012	104.08000.00	WASHER DIN7980 D8	16
013	630.08015.96	SCREW ISO7380	16
013	630.08015.96	SCREW ISO7380	16

09. MACHINE FUNCTIONS IMPLEMENTS

HOPPER

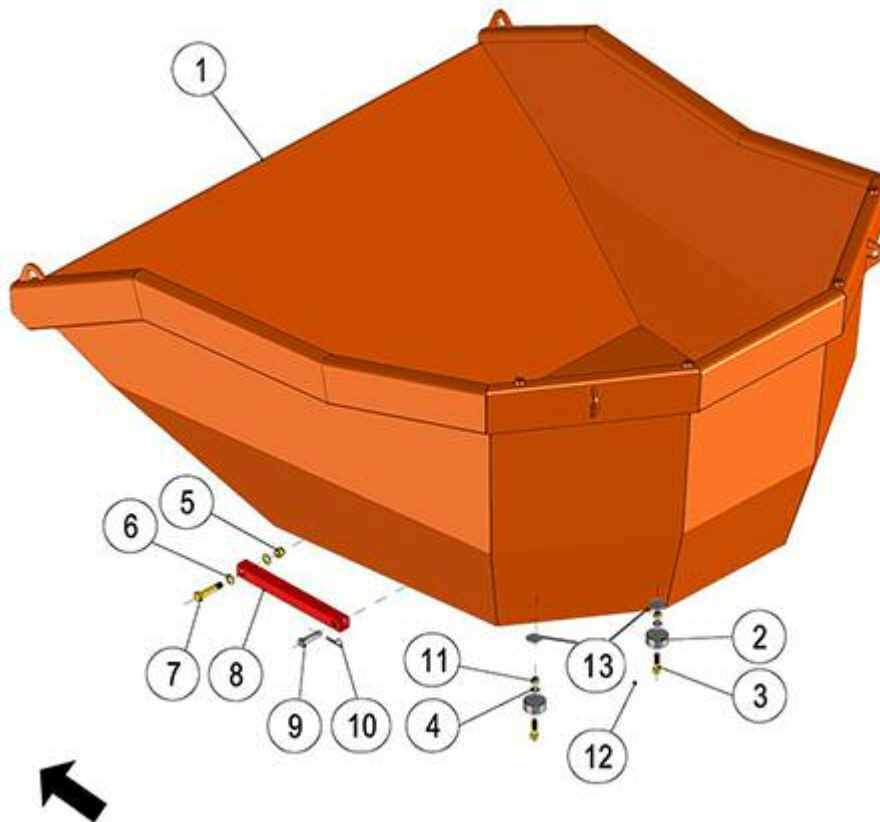


FIGURA	REFERENCIA	DENOMINACIÓN	CANTIDAD
001	66.09400.00		1
002	20.03003.00	SHOCK ABSORVER SUPPORT	2
003	601.16060.86	HEXAGON SOCKET HEAD SCREW DIN912 M16x60	2
004	101.16000.66	WASHER DIN125 D16	2
005	711.20000.66	NUT	1
006	101.20000.66	WASHER DIN125	2
007	604.20100.86	SCREW DIN931	1
008	64.09215.00	SUPPORT 50x50x5, HOSE GUIDE	1
009	64.09216.00	SHAFT CYL/CYL 30x20x90	1
010	15.00836.00	PIN DIN11024 R4	1
011	711.16000.66	NUT DIN982 M16 8.8 K	2
012	02.32008.00	PLASTIC PLUG	2
013A	43.70833.00	WASHER 65X16X5	0
013B	63.04428.00		0

09. MACHINE FUNCTIONS IMPLEMENTS

ROTATING HOPPER SUPPORT

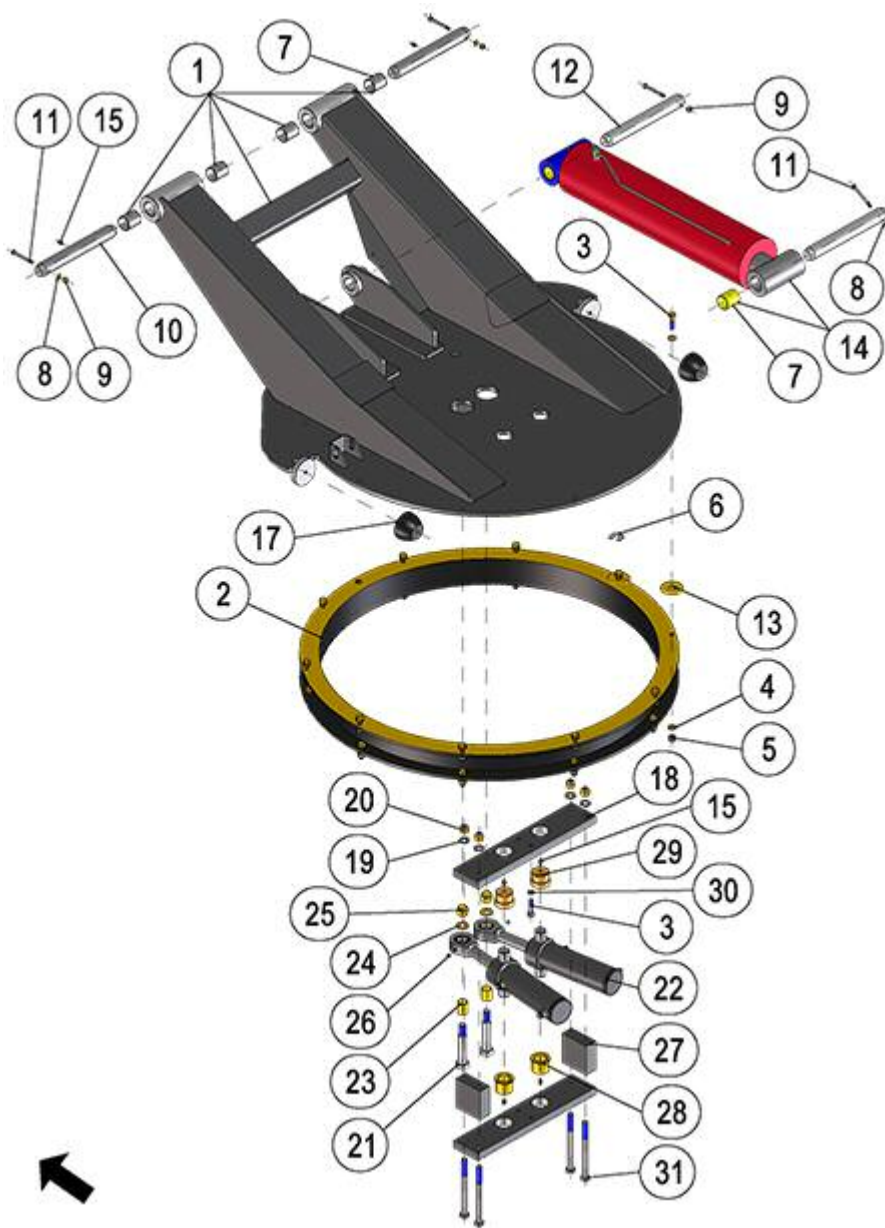


FIGURA	REFERENCIA	DENOMINACIÓN	CANTIDAD
001	66.04301.00		1
002	70.09026.00	CROWN	1
003	604.12045.96	SCREW DIN931 M12x45	21
004	101.12000.66	WASHER DIN125 D12	40
005	711.12000.86	NUT DIN982 M12 C8	20
006	64.09218.00	SUPPLY 0,5X14	1
007	949.04050.00	PLAIN BEARING 40X44X50 DIN 1494	4
008	101.08000.66	WASHER DIN125 D8	3
009	711.08000.66	NUT DIN982 M8	4
010	64.09211.00	AXLE CYL/CYL	2
011	603.08075.86	SCREW DIN933	4

012	63.09115.00	CYL/CYL AXLE 35X335	2
013	43.70833.00	WASHER 65X16X5	2
014	63.09113.00	CYLINDER 160X578	1
014.1	63.09113.10	GASKET SET, CYLINDER	1
015	901.08000.33	GREASER DIN71412-A M8x1,25	6
016	949.03540.00	BUSHING 35x40 DIN 1494	4
017	64.08021.00	PROGRESSIVE SHOCK ABSORBER	2
018	64.04226.00	SUPPORT 25x100x490, FIXING	2
019	101.16000.66	WASHER DIN125 D16	4
020	711.16000.86	NUT DIN982 M16 C8	4
021	64.04225.00	SHAFT 36x20x140	2
022	64.09214.03	CYLINDER D/E 70X152X351	2
022.1	64.09214.10	NOT AVAILABLE	2
023	64.04230.00	BUSHING 2.5x25x30	2
024	101.20000.66	WASHER DIN125	2
025	711.20000.66	NUT	2
026	43.50129.00	CAP	2
027	64.04227.00	SUPPORT 50x100x100, FIXING	2
028	64.04228.00	BUSHING 9,5x32x51	2
029	64.04229.01	BUSHING 32x51x56	2
030	104.12000.00	WASHER DIN7980 D12	1
031	604.16190.97	SCREW DIN931 M16X190 12K	4

08. BODYWORK

JOYSTICK LEVER

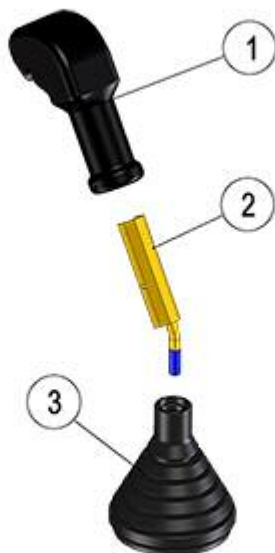


FIGURA	REFERENCIA	DENOMINACIÓN	CANTIDAD
001	66.11108.00	JOYSTICK	1
002	10.13154.02	AXIS CIL/ROS 180XD25XM10	1
003	43.50349.00	DUST PROTECTOR	1

10. HYDRAULIC INSTALLATION PUMPS

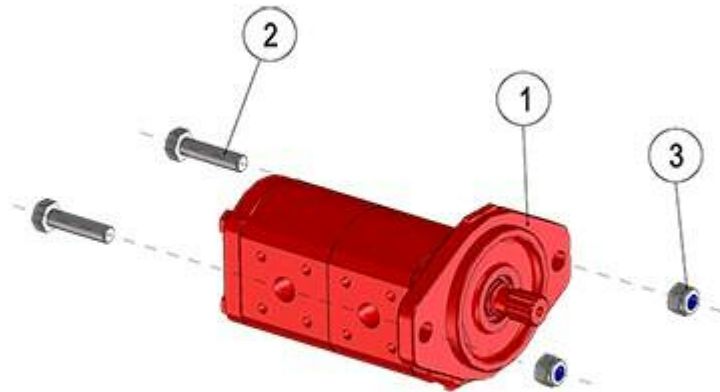


FIGURA	REFERENCIA	DENOMINACIÓN	CANTIDAD
001	66.10102.00	HYDR. PUMP 24 CC	1
002	604.14060.86	SCREW DIN931	2
003	711.14000.66	NUT DIN982 M14 8.8 K	2

10. HYDRAULIC INSTALLATION DISTRIBUTOR

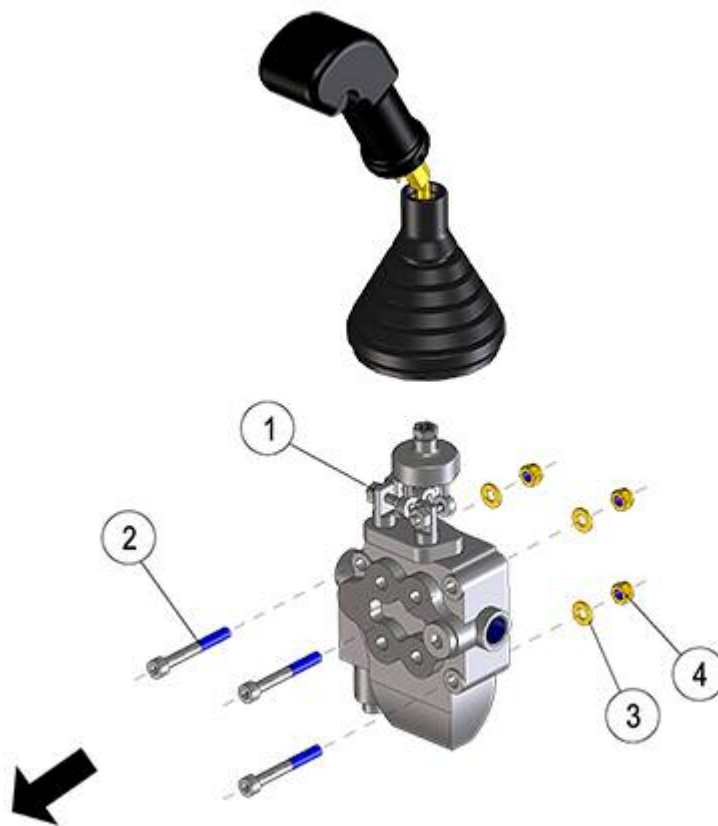


FIGURA	REFERENCIA	DENOMINACIÓN	CANTIDAD
001	66.10302.00	DISTRIBUTOR 2/E LIMITER	1
002	601.08065.86	SCREW DIN912 M8x65	3
003	101.08000.66	WASHER DIN125 D8	3
004	711.08000.66	NUT DIN982 M8	3

10. HYDRAULIC INSTALLATION TANK

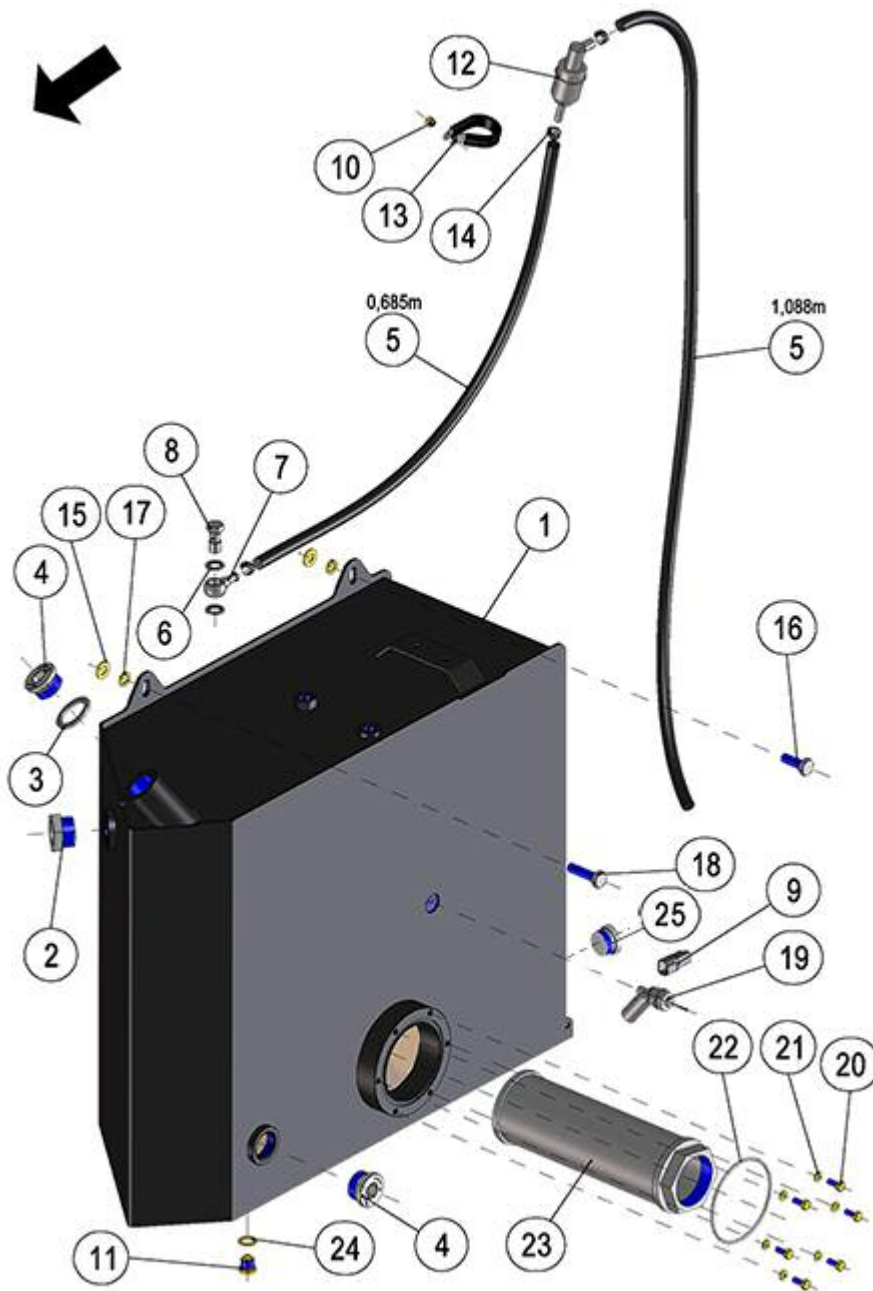


FIGURA	REFERENCIA	DENOMINACIÓN	CANTIDAD
001	66.10050.00	TANK 65 L OIL	1
002	30.10041.00	LEVEL VISUAL INDICATOR 1	1
003	43.13444.00	GASKET MET. BUNA	1
004	70.10246.01	PLUG 1 GAS TORQUE OF TIGHTENING	2
005	469.25015.00	TUBE MAT. B/P 10x15	1
006	28.00341.00	METALLIC GASKET BUNA D1/4	2
007	45.04106.00	NIPPLE O/TB	1
008	28.00340.00	SIMPLE SCREW FITTING 1/4 Gx26	1
009	46.11033.00		1
010	711.06000.66	NUT DIN982 M6	1

011	10.00921.00	CAP M14X150 DIN908	1
012	45.01526.00	PREFILTER FUEL/HYDRAULIC	1
013	830.03006.00	CLAMP LOOP	1
014	948.01408.00	CLAMP Ø14	3
015	101.10000.66	WASHER DIN125 D10	2
016	603.10030.86	SCREW DIN933	1
017	104.10000.00	WASHER DIN7980 D10	2
018	603.10040.86	BOLT DIN933 M10x40	1
019	43.70261.00	OIL LEVEL INDICATOR BUOY	1
020	603.06015.86	SCREW DIN933 M6x15	6
021	104.06000.00	WASHER DIN7980 D6	6
022	201.95003.50	O-RING DIN3770	1
023	46.10047.00	OIL FILTER 180 L	1
024	107.14000.10	WASHER AL 14x20x1.5	1
025	46.10821.00	PLUG	1

10. HYDRAULIC INSTALLATION

TANK

BASTIDOR: 90190

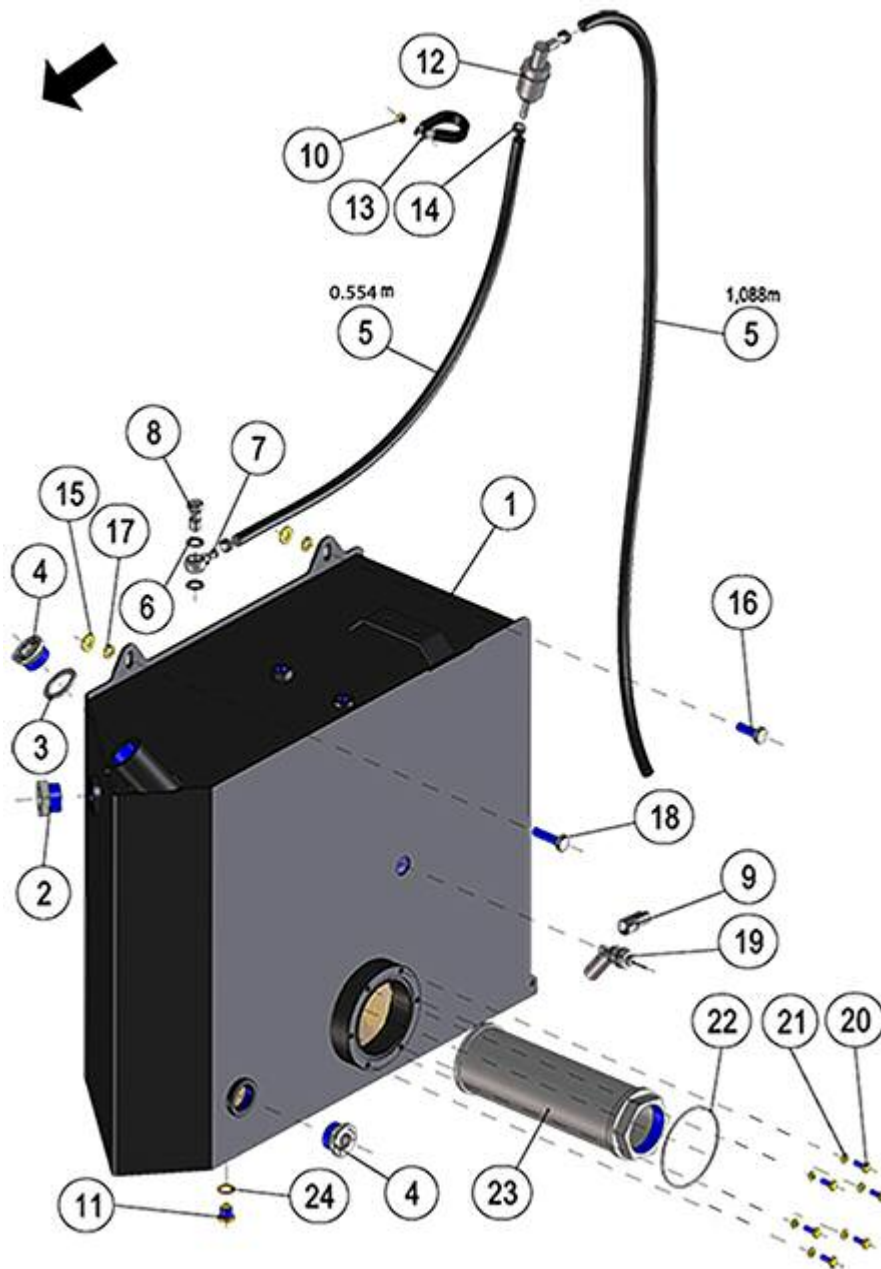


FIGURA	REFERENCIA	DENOMINACIÓN	CANTIDAD
001	66.10050.01	OIL TANK 65L	1
002	30.10041.00	LEVEL VISUAL INDICATOR 1	1
003	43.13444.00	GASKET MET. BUNA	1
004	70.10246.01	PLUG 1 GAS TORQUE OF TIGHTENING	1
005	469.25015.00	TUBE MAT. B/P 10x15	1
006	28.00341.00	METALLIC GASKET BUNA D1/4	2
007	45.04106.00	NIPPLE O/TB	1
008	28.00340.00	SIMPLE SCREW FITTING 1/4 Gx26	1
009	46.11033.00		1
010	711.06000.66	NUT DIN982 M6	1

011	603.10025.86	SCREW DIN933 M10x25	2
012	45.01526.00	PREFILTER FUEL/HYDRAULIC	1
013	830.03006.00	CLAMP LOOP	1
014	948.01408.00	CLAMP Ø14	3
015	101.10000.66	WASHER DIN125 D10	2
016	603.10030.86	SCREW DIN933	1
017	104.10000.00	WASHER DIN7980 D10	2
018	603.10040.86	BOLT DIN933 M10x40	1
019	43.70261.00	OIL LEVEL INDICATOR BUOY	1
020	603.06015.86	SCREW DIN933 M6x15	6
021	104.06000.00	WASHER DIN7980 D6	6
022	201.95003.50	O-RING DIN3770	1
023	46.10047.00	OIL FILTER 180 L	1
024	112.10000.66	WASHER DIN9021 D10	2

10. HYDRAULIC INSTALLATION STANDARD HYDRAULIC DIAGRAM

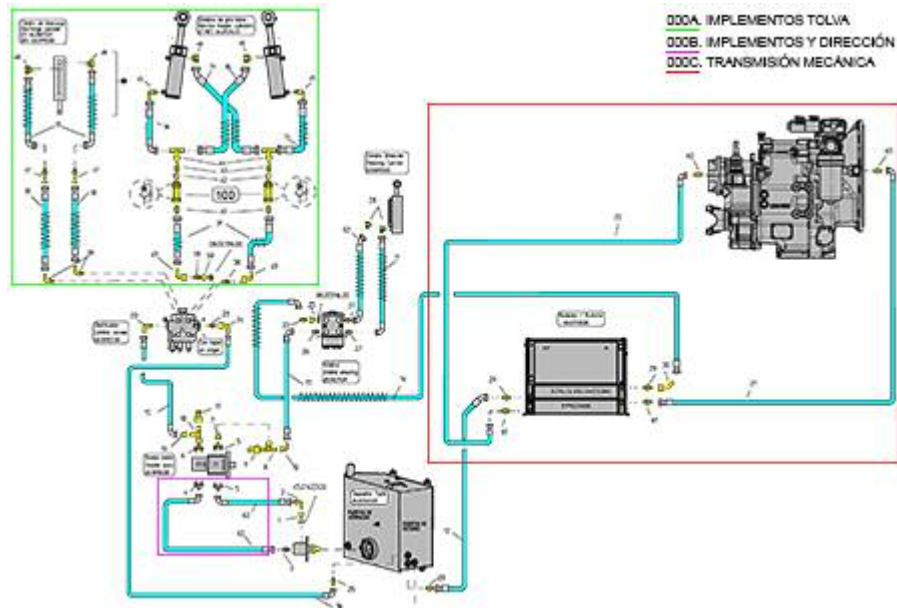


FIGURA	REFERENCIA	DENOMINACIÓN	CANTIDAD
000A	66.10830.00	SWITCH PIPING SET	1
000B	66.10810.00	ACTIVATION PIPING SET	1
000C	66.10820.00	POWER SHUTTLE TRANSMISSION PIPING SET	1
001	43.60233.91	FITTING	1
001	43.60233.91	FITTING	1
002	66.10805.00	FITTING C90MO/M MB3/4"BSP-M36x2	1
002	66.10805.00	FITTING C90MO/M MB3/4"BSP-M36x2	1
003	12.10301.00	FITTING	1
003	12.10301.00	FITTING	1
004	66.10808.00	FLANGE RGB STRAIGHT D40 MM M36	1
004	66.10808.00	FLANGE RGB STRAIGHT D40 MM M36	1
005	48.10026.00	FLANGE	1
005	48.10026.00	FLANGE	1
005	48.10026.00	FLANGE	1
005	48.10026.00	FLANGE	1
006	66.10807.00	FLANGE RGB-REC-D35MM-M22Junta	1
006	66.10807.00	FLANGE RGB-REC-D35MM-M22Junta	1
007	48.10423.00	FITTING	1
007	48.10423.00	FITTING	1
008	48.10326.00	FITTING	1
008	48.10326.00	FITTING	1
009	64.10227.00	FITTING	1
009	64.10227.00	FITTING	1
010	48.10223.00	FITTING	1
010	48.10223.00	FITTING	1

011	66.10811.00	TUBE (EN853-1SN)-3/8" 905 TL-	1
011	66.10811.00	TUBE (EN853-1SN)-3/8" 905 TL-	1
012	66.10812.00	TUBE (EN853-1SN)-3/4" 1240 TL	1
012	66.10812.00	TUBE (EN853-1SN)-3/4" 1240 TL	1
013	66.10813.00	TUBE (EN853-2SN)-5/8" 900 TL-C	1
013	66.10813.00	TUBE (EN853-2SN)-5/8" 900 TL-C	1
014	66.10814.00	TUBE (EN853-1SN)-3/4" 2815 TL	1
014	66.10814.00	TUBE (EN853-1SN)-3/4" 2815 TL	1
015	66.10815.00	TUBE (EN857-1SC)-1" 635 TL-C	1
015	66.10815.00	TUBE (EN857-1SC)-1" 635 TL-C	1
016	66.10816.00	TUBE (EN857-1SC)-1" 675 TL-C	1

10. HYDRAULIC INSTALLATION

STANDARD HYDRAULIC DIAGRAM

FIGURA	REFERENCIA	DENOMINACIÓN	CANTIDAD
016	66.10816.00	TUBE (EN857-1SC)-1" 675 TL-C	1
017	64.10226.00	FITTING	1
017	64.10226.00	FITTING	1
018	46.10911.00	FITTING	1
018	46.10911.00	FITTING	1
019	66.10803.00	FITTING M/TL MM M26X1.5 (L18) TL	1
019	66.10803.00	FITTING M/TL MM M26X1.5 (L18) TL	1
020	20.10550.00	FITTING	1
020	20.10550.00	FITTING	1
021	66.10821.00	TUBO	1
021	66.10821.00	TUBO	1
022	66.10822.00	TUBO	1
022	66.10822.00	TUBO	1
023	48.10437.00	FITTING	1
023	48.10437.00	FITTING	1
023	48.10437.00	FITTING	1
023	48.10437.00	FITTING	1
024	46.58004.00	FITTING	1
024	46.58004.00	FITTING	1
025	39.05924.00	FITTING	1
025	39.05924.00	FITTING	1
026	48.10433.00	FITTING	1
026	48.10433.00	FITTING	1
027	70.10229.00	FITTING	2
027	70.10229.00	FITTING	2
028	66.10800.00	RACOR	2

028	66.10800.00	RACOR	2
029	57.10307.00	FITTING	2
029	57.10307.00	FITTING	2
029	57.10307.00	FITTING	2
029	57.10307.00	FITTING	2
030	46.10450.00	FITTING	1
030	46.10450.00	FITTING	1
031	66.10831.00	TUBE (EN853-1SN)-5/16" 2320 C	2
032	66.10832.00	TUBE (EN853-1SN)-3/8" 3460 CO	2
033	66.10833.00	TUBE (EN853-1SN)-5/16" 630 CO	1

10. HYDRAULIC INSTALLATION

STANDARD HYDRAULIC DIAGRAM

FIGURA	REFERENCIA	DENOMINACIÓN	CANTIDAD
034	66.10834.00	TUBE (EN853-1SN)-5/16" 700 CO	1
035	66.10835.00	TUBE (EN853-1SN)-5/16" 635 CO	1
036	66.10836.00	TUBE (EN853-1SN)-5/16" 575 CO	1
037	66.10837.00	TUBE (EN853-1SN)-3/8" 595 CON	2
038	46.10825.00	FITTING	2
038	46.10825.00	FITTING	2
039	48.10159.00	FITTING	2
039	48.10159.00	FITTING	2
040	46.10849.00	FITTING	2
040	46.10849.00	FITTING	2
042	30.10335.00	FITTING	2
042	30.10335.00	FITTING	2
043	48.10109.00	FITTING	2
043	48.10109.00	FITTING	2
044	70.10258.00	FITTING	2
044	70.10258.00	FITTING	2
045	48.10313.00	FITTING	2
045	48.10313.00	FITTING	2
046	48.10764.00	FITTING	2
046	48.10764.00	FITTING	2
047	70.10255.00	FITTING	2
047	70.10255.00	FITTING	2
048	48.10934.00	FITTING	2
048	48.10934.00	FITTING	2
049	46.10410.00	FITTING	2
049	46.10410.00	FITTING	2
050	39.05924.00	FITTING	1

050	39.05924.00	FITTING	1
060	64.10347.00	FITTING	2
060	64.10347.00	FITTING	2
061	70.10251.00	FITTING	2
061	70.10251.00	FITTING	2
062	66.10823.00	TUBO	2
062	66.10823.00	TUBO	2
092	66.10817.00	TUBO	1
092	66.10817.00	TUBO	1

10. HYDRAULIC INSTALLATION

STANDARD HYDRAULIC DIAGRAM

FIGURA	REFERENCIA	DENOMINACIÓN	CANTIDAD
100	64.10326.11		2

10. HYDRAULIC INSTALLATION

STANDARD HYDRAULIC DIAGRAM

BASTIDOR: 89319

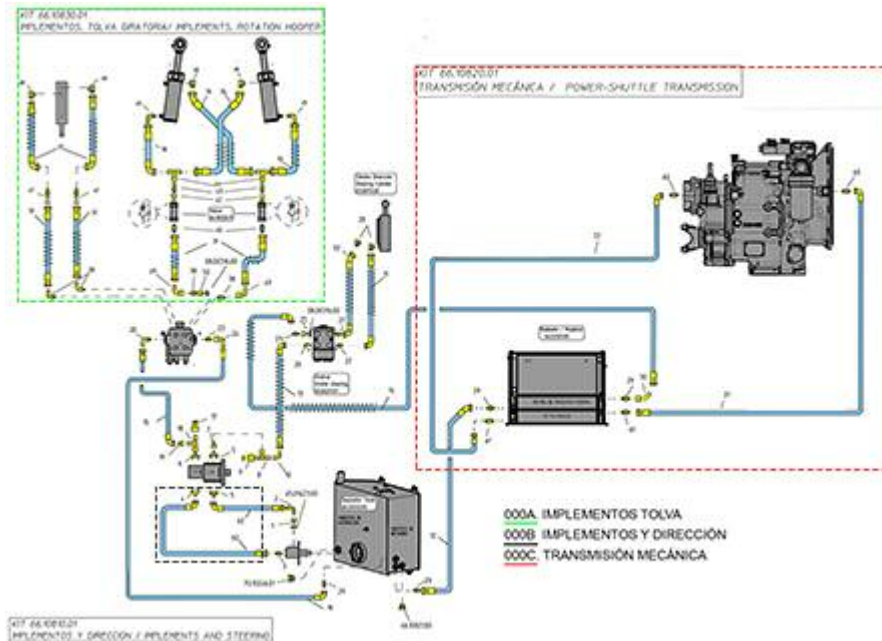


FIGURA	REFERENCIA	DENOMINACIÓN	CANTIDAD
000A	66.10830.01	SWITCH PIPING SET	1
000B	66.10810.01	ACTIVATION PIPING SET	1
000C	66.10820.01	POWER SHUTTLE TRANSMISSION PIPING SET	1
001	43.60233.91	FITTING	1
002	66.10805.00	FITTING C90MO/M MB3/4"BSP-M36x2	1
003	12.10301.00	FITTING	1
004	66.10808.00	FLANGE RGB STRAIGHT D40 MM M36	1
005	48.10026.00	FLANGE	1
005	48.10026.00	FLANGE	1
006	66.10807.00	FLANGE RGB-REC-D35MM-M22Junta	1
007	48.10423.00	FITTING	1
008	48.10326.00	FITTING	1
009	64.10227.00	FITTING	1
010	48.10223.00	FITTING	1
011	66.10811.00	TUBE (EN853-1SN)-3/8" 905 TL-	1
012	66.10812.00	TUBE (EN853-1SN)-3/4" 1240 TL	1
013	66.10813.00	TUBE (EN853-2SN)-5/8" 900 TL-C	1
014	66.10814.00	TUBE (EN853-1SN)-3/4" 2815 TL	1
015	66.10815.00	TUBE (EN857-1SC)-1" 635 TL-C	1
016	66.10816.00	TUBE (EN857-1SC)-1" 675 TL-C	1
017	64.10226.00	FITTING	1
018	46.10911.00	FITTING	1
019	66.10803.00	FITTING M/TL MM M26X1.5 (L18) TL	1

020	20.10550.00	FITTING	1
021	66.10821.00	TUBO	1
022	66.10822.00	TUBO	1
023	48.10437.00	FITTING	1
023	48.10437.00	FITTING	1
024	46.58004.00	FITTING	1
025	39.05924.00	FITTING	1
026	48.10433.00	FITTING	1
027	70.10229.00	FITTING	2
028	66.10800.00	RACOR	2
029	57.10307.00	FITTING	2
029	57.10307.00	FITTING	2
030	46.10450.00	FITTING	1

10. HYDRAULIC INSTALLATION

STANDARD HYDRAULIC DIAGRAM

BASTIDOR: 89319

FIGURA	REFERENCIA	DENOMINACIÓN	CANTIDAD
032	66.10841.01		2
039	20.10268.00	FITTING	2
048	48.10934.00	FITTING	2
060	64.10347.00	FITTING	2
061	70.10251.00	FITTING	2
062	66.10823.00	TUBO	2
092	66.10817.00	TUBO	1

11. ELECTRIC INSTALLATION BUZZERS

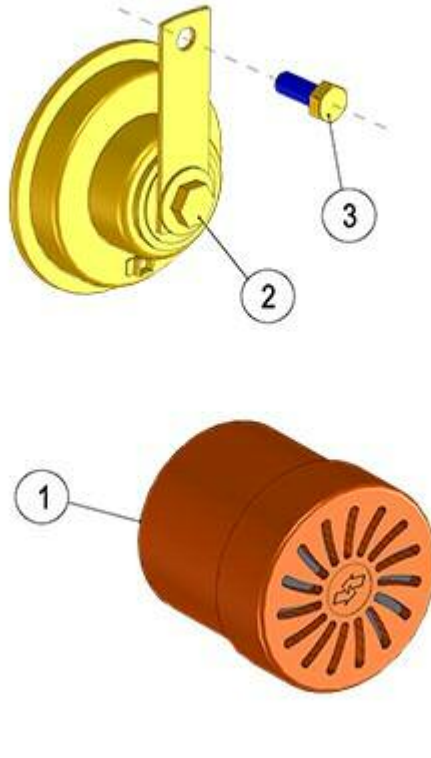


FIGURA	REFERENCIA	DENOMINACIÓN	CANTIDAD
001	02.14110.03	HORN	1
002	70.11309.00	HORN	1
003	603.08020.86	SCREW DIN933 M8x20	1

11. ELECTRIC INSTALLATION ELECTRICAL CONTROL SYSTEMS

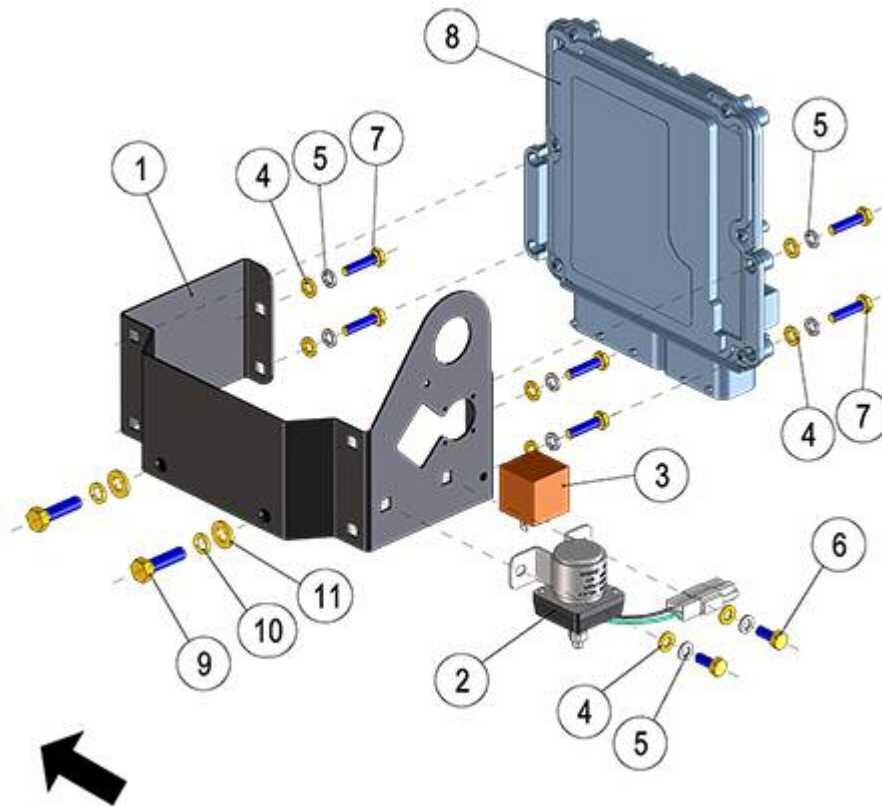


FIGURA	REFERENCIA	DENOMINACIÓN	CANTIDAD
001	66.11110.00	SUPPORT FIXATION ECU	1
002	64.11041.00	RELAY 12V 100A	1
003	43.01530.02	RELAY 40 AMP. 5 CONTAC. 6.3MM	1
004	101.06000.66	WASHER DIN125 D6	10
005	104.06000.00	WASHER DIN7980 D6	10
006	603.06015.86	SCREW DIN933 M6x15	2
007	603.06025.86	SCREW DIN933 M6x25	8
008	66.02019.00	ECU	1
009	603.08030.86	SCREW DIN933 M8X30	2
010	104.08000.00	WASHER DIN7980 D8	2
011	101.08000.66	WASHER DIN125 D8	2

11. ELECTRIC INSTALLATION DASHBOARD (1)

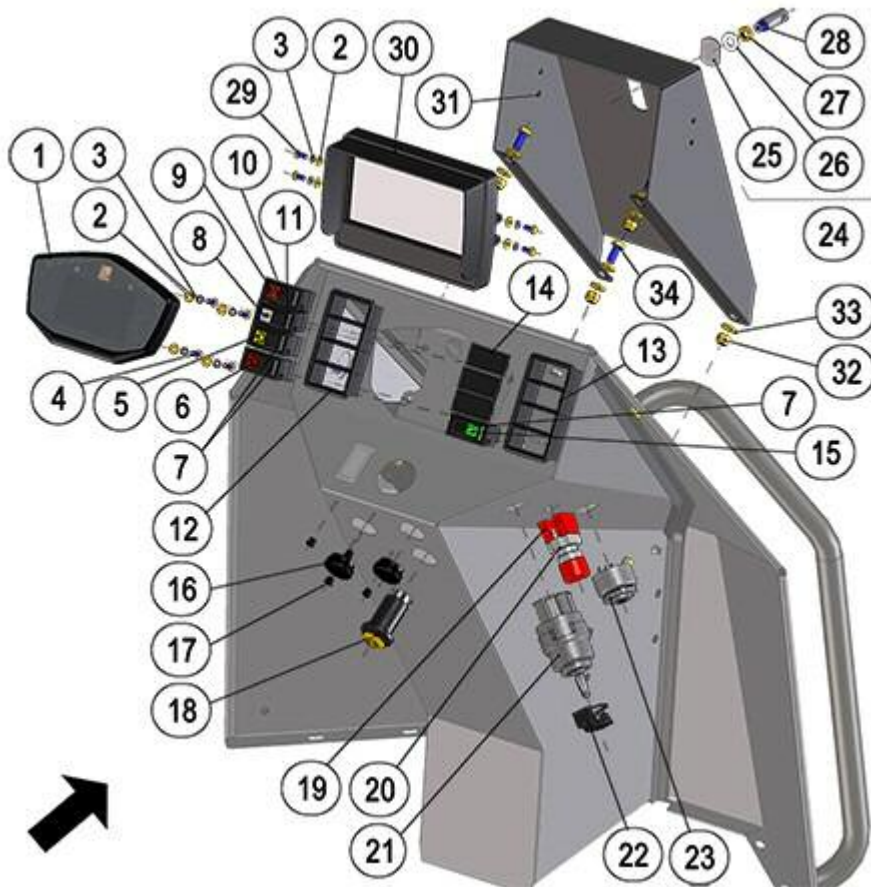


FIGURA	REFERENCIA	DENOMINACIÓN	CANTIDAD
001	66.11104.00	DISPLAY PROGRAMMABLE LCD 4" COL	1
002	101.05000.66	WASHER DIN125 D5	8
003	104.05000.00	WASHER DIN7980 D5	8
004	630.05015.96	SCREW ISO7380 M5x15	4
005	66.11140.00	COVER	1
006	66.11141.00	COVER	1
007	30.11012.00	SWITCH OFF-ON 1P SWF	3
008	66.11116.00	COVER DIAGNOSIS ENGINE SWF 270°	1
009	66.11103.00	COVER PARKING SWF 270°	1
010	30.11008.00	SWITCH ON-ON 1P SWF	1
011	66.11142.00	BUTTON OFF/ON	1
012	66.11112.00	BOX	4
013	66.11113.00	BOX	4
014	12.11024.00	SWITCH CAP	3
015	66.11115.00	HORN COVER	1
016	13.08035.00	COUNTERWEIGHT CAP	2
017	48.08229.00	CAP PLASTIC	4
018	IM.20013.00	SWITCH	1

019	48.11590.01	NC CONTACTOR FOR EMERGENCY STOP	1
020	48.11590.00	SWITCH EMERGENCY 1 CONTACTOR NC	1
021	32.08172.00	MAIN SWITCH WITH KEY ASSEMBLY	1
022	12.11034.00	PROTECTOR CONMUT. ARRANQUE	1
023	12.11033.01	CONTACT ACOUSTIC SIGNAL	1
024	64.04454.00	FIXATION SUPPORT	1
025	64.04451.00	AXLE	1
026	116.01000.00	WASHER DIN 125 A D10	1
027	701.10000.66	NUT DIN934 M10x1.5	1
028	64.04453.00	AXLE	1
029	603.05010.86	SCREW DIN933 M5x10	4
030	64.11051.00	DISPLAY COLOR TFT LCD 7	1
031	66.08129.00	DISPLAY ATTACHMENT SUPPORT	1
032	711.08000.66	NUT DIN982 M8	4
033	101.08000.66	WASHER DIN125 D8	8
034	603.08020.86	SCREW DIN933 M8x20	4

11. ELECTRIC INSTALLATION BATTERY

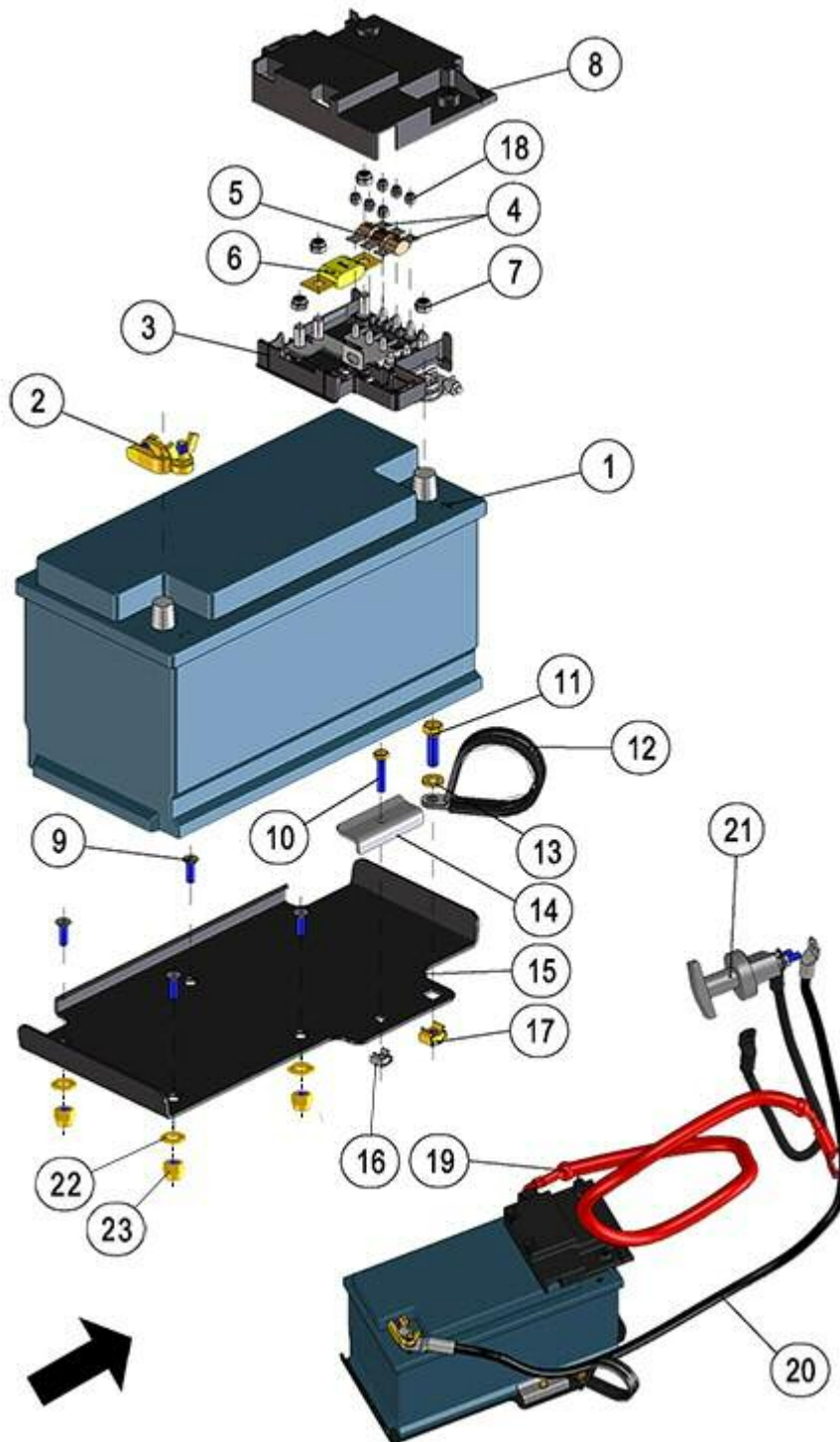


FIGURA	REFERENCIA	DENOMINACIÓN	CANTIDAD
001	46.11100.00	BATTERY	1
002	20.11007.01	NEGATIVE BATTERY CONNECTOR	1
003	20.11009.00	BATTERY FUSE BOX	1
004	13.11109.00	30A FUSE	2
005	20.11011.02	FUSE 70A	1
006	66.11114.00	FUSE 100A GENERAL PROTECTOR	1

007	711.08000.66	NUT DIN982 M8	4
008	20.11014.00	BATTERY FUSEBOX COVER	1
009	618.06020.86	SCREW DIN7991	4
010	603.06030.86	SCREW DIN933 M6x30	1
011	603.08030.86	SCREW DIN933 M8X30	1
012	830.06008.00	CLAMP D60X8	1
013	101.08000.66	WASHER DIN125 D8	1
014	20.11101.00	FIXATION SUPPORT 2X10X70	1
015	66.11800.00	BATTERY SUPPORT	1
016	726.06003.66	CAGED NUT M6x3	1
017	726.08003.66	NUT M8x3	1
018	711.05000.66	NUT DIN982 M5	6
019	66.11200.00	WIRE 50X1000MM M8-M8 90	1
020	66.11203.00	ELECTRIC WIRE 50X1350MM M10-M8	1
021	63.11111.00	NEGATIVE BATTERY DISCONNECTOR	1
022	101.06000.66	WASHER DIN125 D6	4
023	711.06000.66	NUT DIN982 M6	4

11. ELECTRIC INSTALLATION WIRING HARNESS (PART 1)

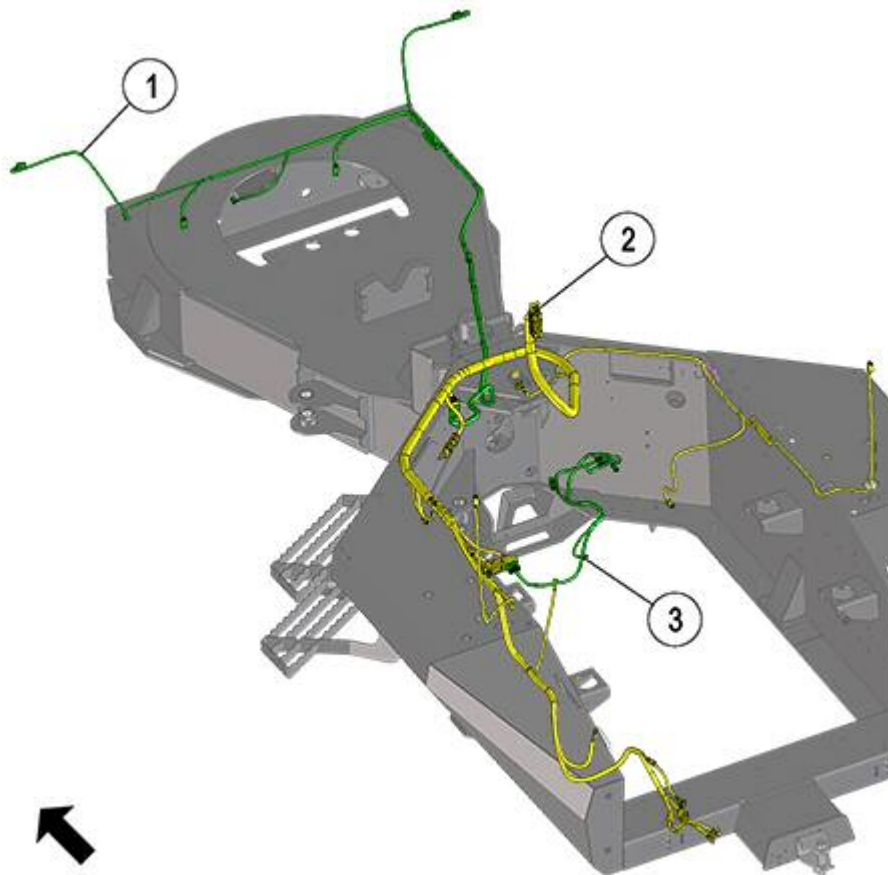


FIGURA	REFERENCIA	DENOMINACIÓN	CANTIDAD
001	66.11016.00	FRONT CHASSIS WIRING HARNESS	1
002	66.11014.00	REAR CHASSIS WIRING HARNESS	1
003	66.11004.00	POWER SHUTTLE TRANSMISSION WIRING HARNESS	1

11. ELECTRIC INSTALLATION WIRING HARNESS (PART 2)

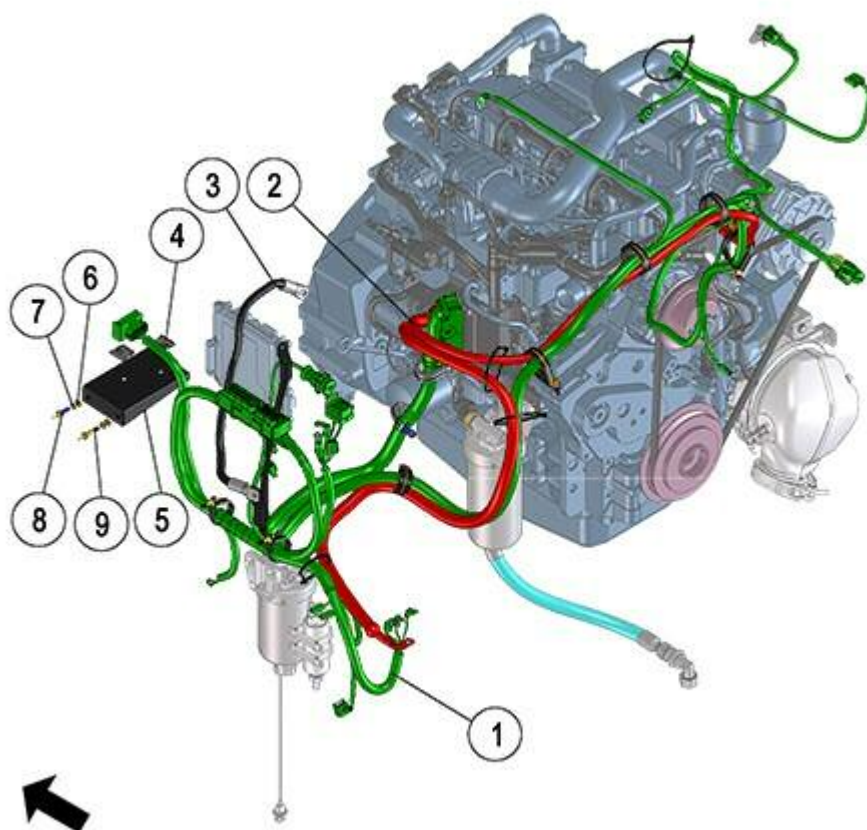


FIGURA	REFERENCIA	DENOMINACIÓN	CANTIDAD
001	66.11013.00	WIRING HARNESS ENGINE ECU	1
002	66.11201.00	WIRE 25X1000MM M10-M8	1
003	64.11006.00	BATTERY NEGATIVE WIRE	1
004	840.00004.00	ELECTRIC SUPPORT DELPHI FCI	2
005	66.11121.00	ELECTRIC CONNECTORS SUPPORT (9005)	1
006	101.06000.66	WASHER DIN125 D6	2
007	104.06000.00	WASHER DIN7980 D6	2
008	603.06020.86	SCREW DIN933 M6x20	1
009	604.06030.86	SCREW DIN931	1

11. ELECTRIC INSTALLATION WIRING HARNESS (PART 3)

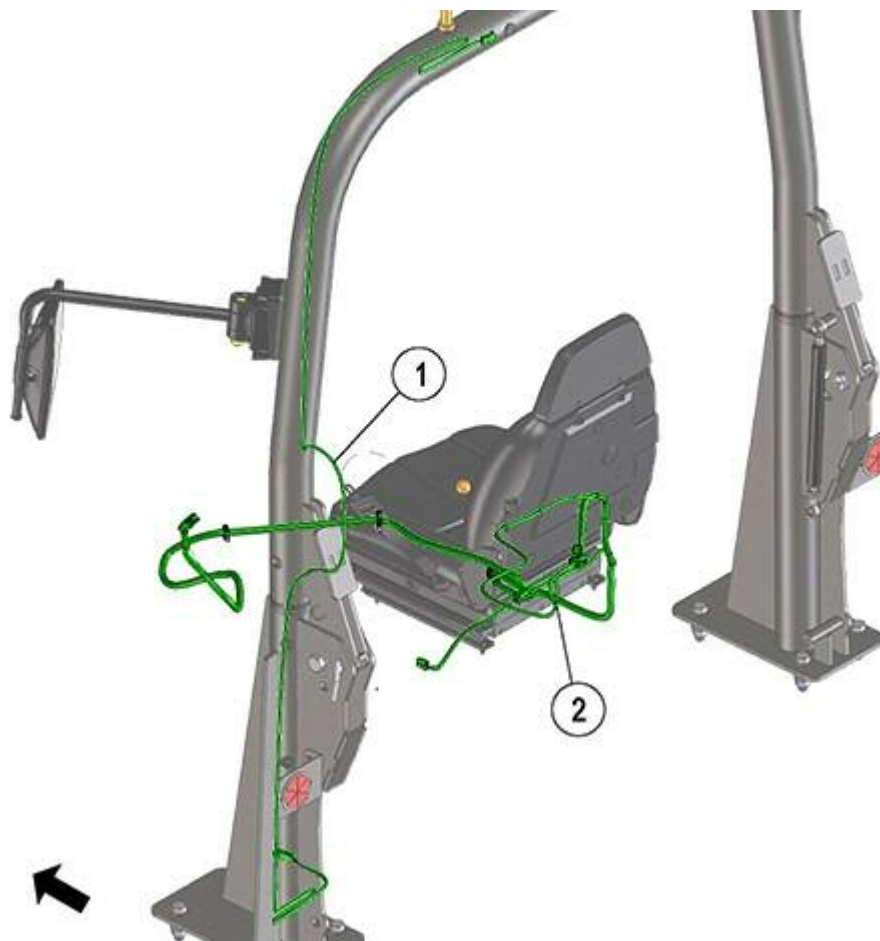


FIGURA	REFERENCIA	DENOMINACIÓN	CANTIDAD
001	66.11011.00	EXTENSION WIRE 3150 2V 2V	1
002	66.11006.01	SEAT + JOYSTICK WIRING HARNESS	1

11. ELECTRIC INSTALLATION

DASHBOARD WIRING

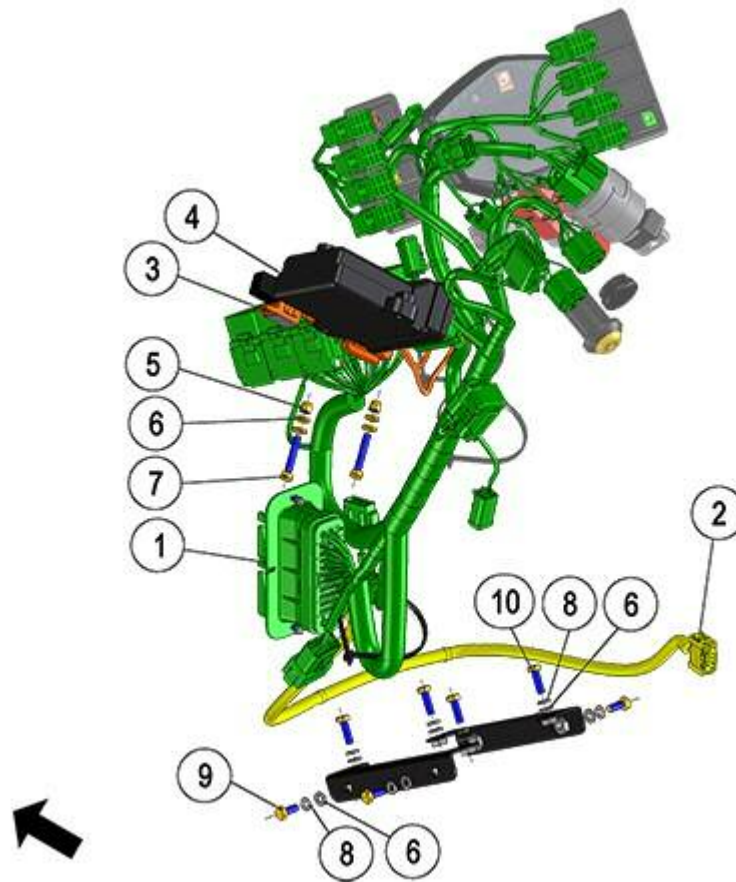


FIGURA	REFERENCIA	DENOMINACIÓN	CANTIDAD
001	66.11000.04	DASHBOARD WIRING	1
002	66.11018.00	ACCELERATOR CABLE	1
004	66.11107.00	ECU MACHINE FUNC.	1
005	711.06000.66	NUT DIN982 M6	2
006	101.06000.66	WASHER DIN125 D6	12
007	603.06035.86	SCREW DIN933 M6x35	2
008	104.06000.00	WASHER DIN7980 D6	8
009	603.06015.86	SCREW DIN933 M6x15	4
010	603.06020.86	SCREW DIN933 M6x20	4

11. ELECTRIC INSTALLATION

DASHBOARD WIRING

BASTIDOR: 88200

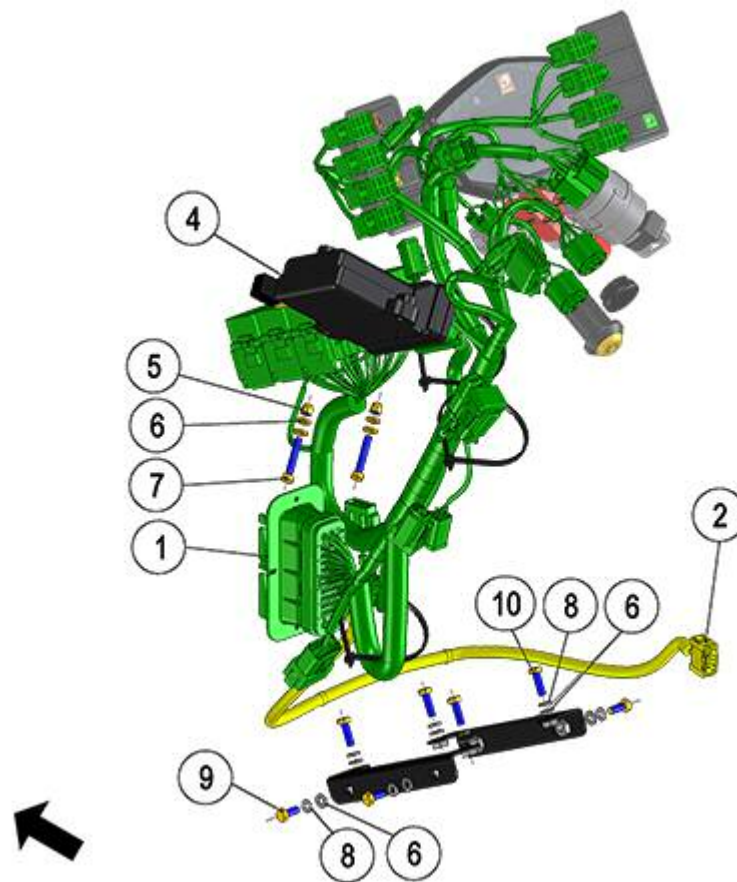


FIGURA	REFERENCIA	DENOMINACIÓN	CANTIDAD
001	66.11000.05	DASHBOARD WIRING	1
002	66.11018.00	ACCELERATOR CABLE	1
004	66.11107.00	ECU MACHINE FUNC.	1
005	711.06000.66	NUT DIN982 M6	2
006	101.06000.66	WASHER DIN125 D6	12
007	603.06035.86	SCREW DIN933 M6x35	2
008	104.06000.00	WASHER DIN7980 D6	8
009	603.06015.86	SCREW DIN933 M6x15	4
010	603.06020.86	SCREW DIN933 M6x20	4

OBSERVACIONES

PM.00050

12. FINISHES STANDARD STICKER (1)

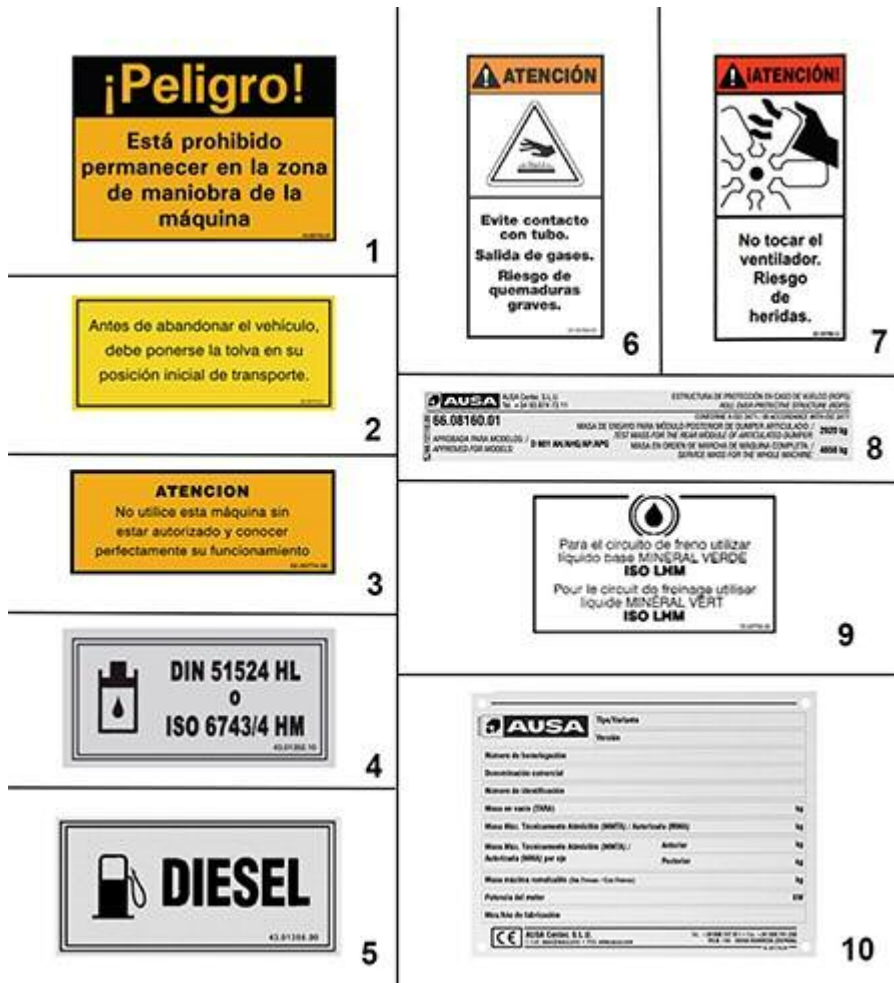


FIGURA	REFERENCIA	DENOMINACIÓN	CANTIDAD
001	14.00775.01	PLATE AD. INDI	2
002	02.00773.01	PLATE AD. INDI	1
003	02.00774.00	PLATE AD. INDI	1
004	43.01352.10	PLATE AD. INDI	1
005	43.01356.00	PLATE AD. INDI	1
006	02.00764.00	PLATE AD. INDI	2
007	02.00766.01	ADH. PLATE IND. 40x80, SPANISH	1
008	66.12110.00	INDI. PLATE ROPS 66.08160.01 120x20x0.3	1
009	55.00780.00	PLATE AD. INDI	1
010	01.00779.60	INDI. PLATE 130X100 STANDARD	1

12. FINISHES

STANDARD STICKER (1)

BASTIDOR: 88954

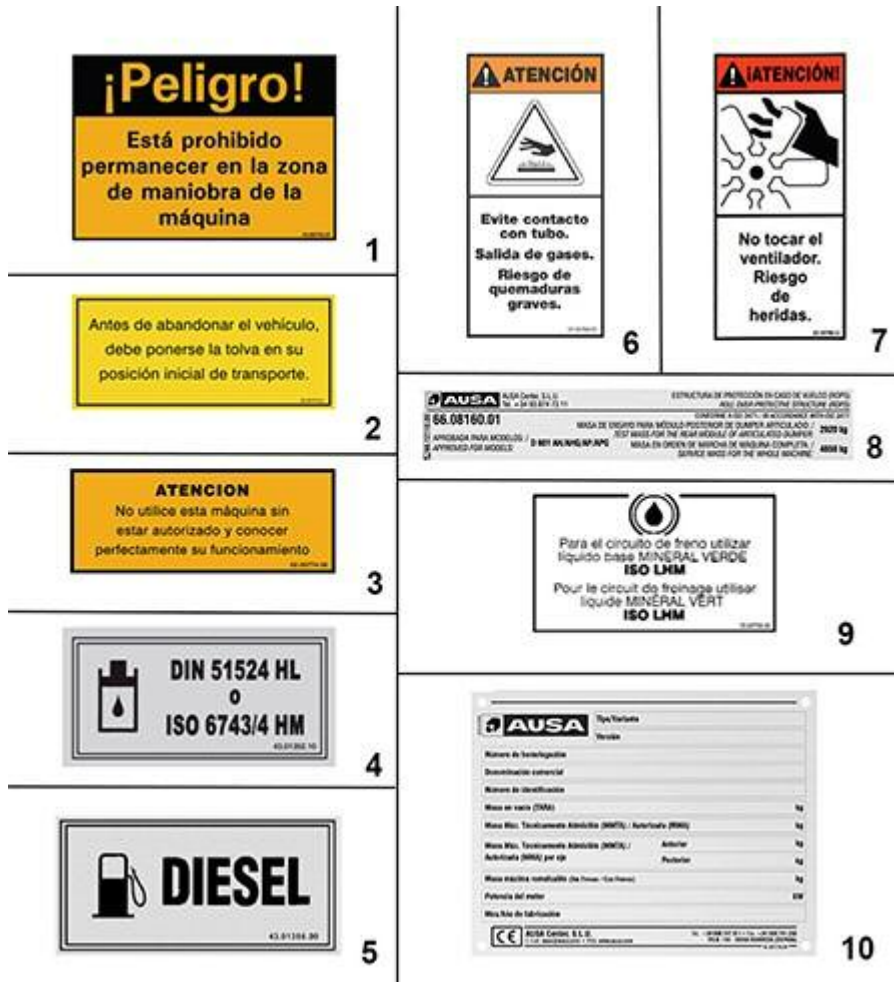


FIGURA	REFERENCIA	DENOMINACIÓN	CANTIDAD
001	14.00775.01	PLATE AD. INDI	2
002	02.00773.01	PLATE AD. INDI	1
003	02.00774.00	PLATE AD. INDI	1
004	43.01352.20	PLATE AD. INDI	1
005	43.01356.00	PLATE AD. INDI	1
006	02.00764.00	PLATE AD. INDI	2
007	02.00766.01	ADH. PLATE IND. 40x80, SPANISH	1
008	66.12110.00	INDI. PLATE ROPS 66.08160.01 120x20x0.3	1
009	55.00780.00	PLATE AD. INDI	1
010	01.00779.60	INDI. PLATE 130X100 STANDARD	1

OBSERVACIONES

PM.00064

12. FINISHES

STANDARD STICKER (2)




FIGURA	REFERENCIA	DENOMINACIÓN	CANTIDAD
001	66.12400.00	MODEL STICKER D 1001 APG	1
002	13.12136.02	ADHESIVE, AUSA 720x147	2
003	45.19101.00	PLATE AD. INDI	2
004	43.01356.01	ADH. PLATE IND. DIESEL ULSD 90	1
005	09.00769.00	PLATE AD. INDI	1
006	64.12130.00	INDI. PLATE GREASING POINTS	1
007	09.15720.00	PLATE AD. INDI	4
008	60.22350.00	PLATE AD. INDI	2
009	70.12018.00	ADHESIVE CONTROLS LEVER	1

010	01.12106.01	ADHESIVE PRESSURE 5/74/500	2
011	01.12101.01	ADHESIVE PRESSURE 2.5/36/250	2
012	01.00757.00	PLATE AD. INDI	1
013	09.12011.00	ADHESIVE	1
014	65.12103.00	STICKER DISCONNECT	1
015	48.12026.00	STICKER BOOK INSTRUCTIONS	3
016	65.12104.00	STICKER ENGINE SHUTDOWN	2

12. FINISHES

STANDARD STICKER (3)



FIGURA	REFERENCIA	DENOMINACIÓN	CANTIDAD
001	70.12120.00	STICKER LIFT POINT	1
002	64.12119.00	STICKER OIL DQC IV 10 LA D	1
003	65.12131.00	STICKER 6000KG MAX	1
004	65.12102.00	STICKER ARCH FOLDED POSITION	1
005	64.12118.00	COOLANT STICKER DQC CA14	1
006	64.12124.00	DO NOT DISCONNECT STICKER	1

12. FINISHES

TOOLS BAG



FIGURA	REFERENCIA	DENOMINACIÓN	CANTIDAD
001	01.00036.02	TOOLS-BAG	1

13. ACCESSORIES

CLOSED CABIN (1)

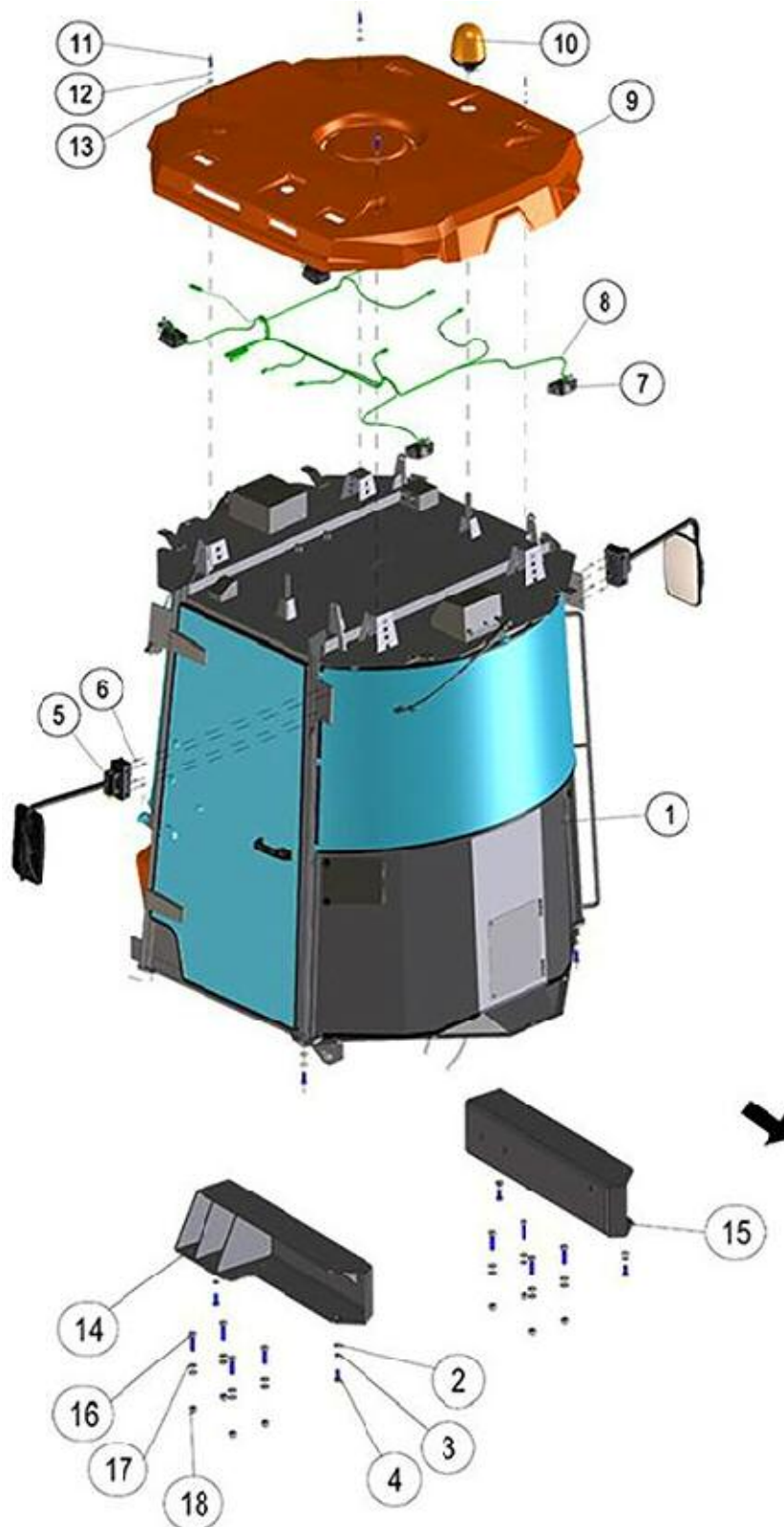


FIGURA	REFERENCIA	DENOMINACIÓN	CANTIDAD
001	66.08220.00	CLOSED CABIN	1
002	101.16000.66	WASHER DIN125 D16	4
003	104.16000.66	WASHER DIN7980 D18	4

004	603.16040.86	SHOCK ABSORBER, 35x50x72	4
005	66.08251.00	REAR-VIEW MIRROR	2
006	618.08020.86	SCREW DIN7991 M8x20	8
007	24.11143.00	REVERSING LIGHT	4
008	66.11023.00	ROOF WIRING	1
009	66.08227.00	CASE CABIN	1
010	01.00912.00	BEACON	1
011	630.12025.87	SCREW ISO7380 M12X25	4
012	104.12000.00	WASHER DIN7980 D12	4
013	101.12000.66	WASHER DIN125 D12	4
014	66.08092.00	SUPPORT	1
015	66.08091.00	SUPPORT	1
016	604.18070.86	SCREW DIN931	8
017	101.18000.66	BEARING DIN125 D18	16
018	711.18000.66	NUT DIN982 M18	8

13. ACCESSORIES

CLOSED CABIN (2)

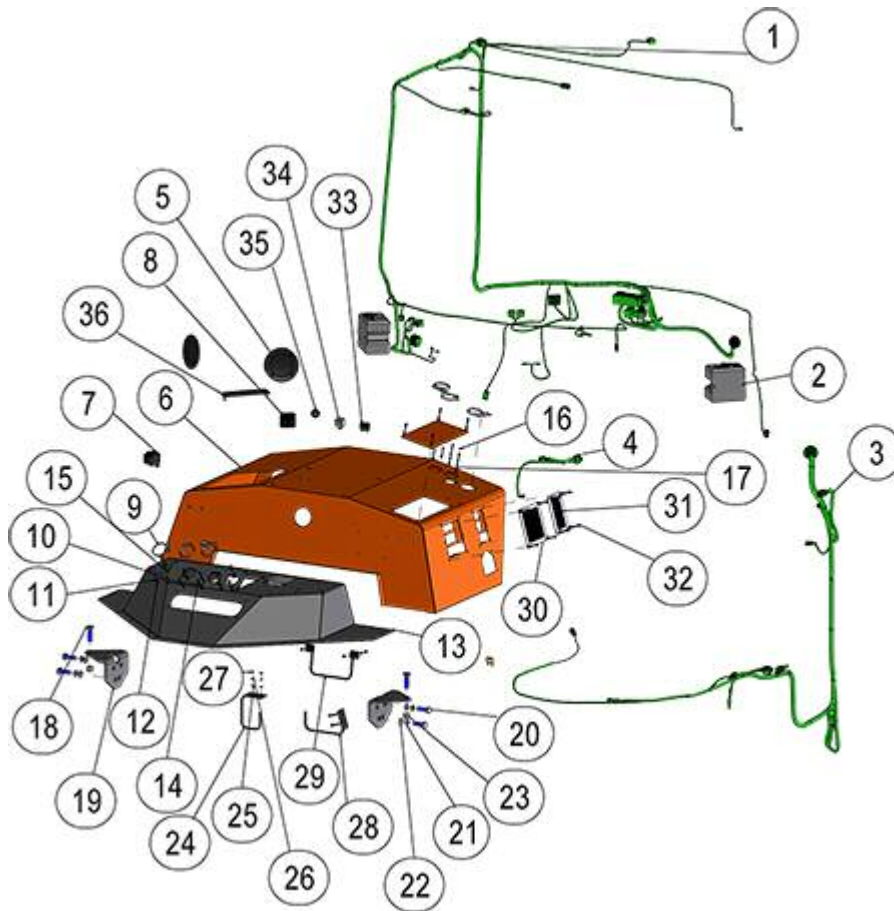


FIGURA	REFERENCIA	DENOMINACIÓN	CANTIDAD
001	66.11022.00	CABIN WIRING HARNESS	1
002	46.08621.00	SCREEN WIPER PUMP TANK	2
003	66.11021.00	CHASSIS WIRING HARNESS	1
004	66.11024.00	CHASSIS WIRING HARNESS TO INSIDE	1
005	48.08325.00	LID. SPEAKER	2
006	66.08031.00	SEAT COVER	1
007	66.11149.00	SWITCH	2
008	30.11012.00	SWITCH OFF-ON 1P SWF	2
009	66.08276.00	CLAMP	6
010	603.08020.86	SCREW DIN933 M8x20	4
011	104.08000.00	WASHER DIN7980 D8	4
012	101.08000.66	WASHER DIN125 D8	4
013	66.08151.00	DASHBOARD SUPPORT COVER	1
014	601.04025.87	SCREW DIN 912 M4x25	12
015	66.08152.00	FIXING SUPPORT	1
016	711.04000.67	NUT M4 DIN 982	12
017	101.04000.67	WASHER DIN125 D4	24
018	618.16060.86	FLAT HEAD SOCKET CAP SCREW DIN7991 M16x60	2

019	66.04415.00	CABIN REINFORCEMENT SUPPORT	2
020	603.16045.86	SCREW DIN933 M16X45	4
021	104.16000.00	CIR-CLIP EXT. DIN7980	4
022	101.16000.66	WASHER DIN125 D16	4
023	711.16000.66	NUT DIN982 M16 8.8 K	2
024	66.08115.00	FIXING SUPPORT	1
025	101.06000.66	WASHER DIN125 D6	14
026	104.06000.00	WASHER DIN7980 D6	14
027	701.06000.66	NUT DIN934 M6X1	6
028	66.08114.00	FIXING SUPPORT	1
029	66.08113.00	FIXING SUPPORT	1
030	66.08088.00	AIR INPUT GRILLE	1
031	66.08089.00	AIR OUTPUT GRILLE	1
032	630.06020.87	SCREW ISO 7380 M6X20	8
033	IM.20026.03	MICRO RELAY WITH DIODE	2
034	48.11170.00	RELAY 70A UNSUPPORTED WITH DIODE	1
035	13.11196.00	MAKING HELLA PLUG 12V	1
036	46.08589.00	RADIO LODGING COVER	1

13. ACCESSORIES

CLOSED CABIN (2)

BASTIDOR: 90608

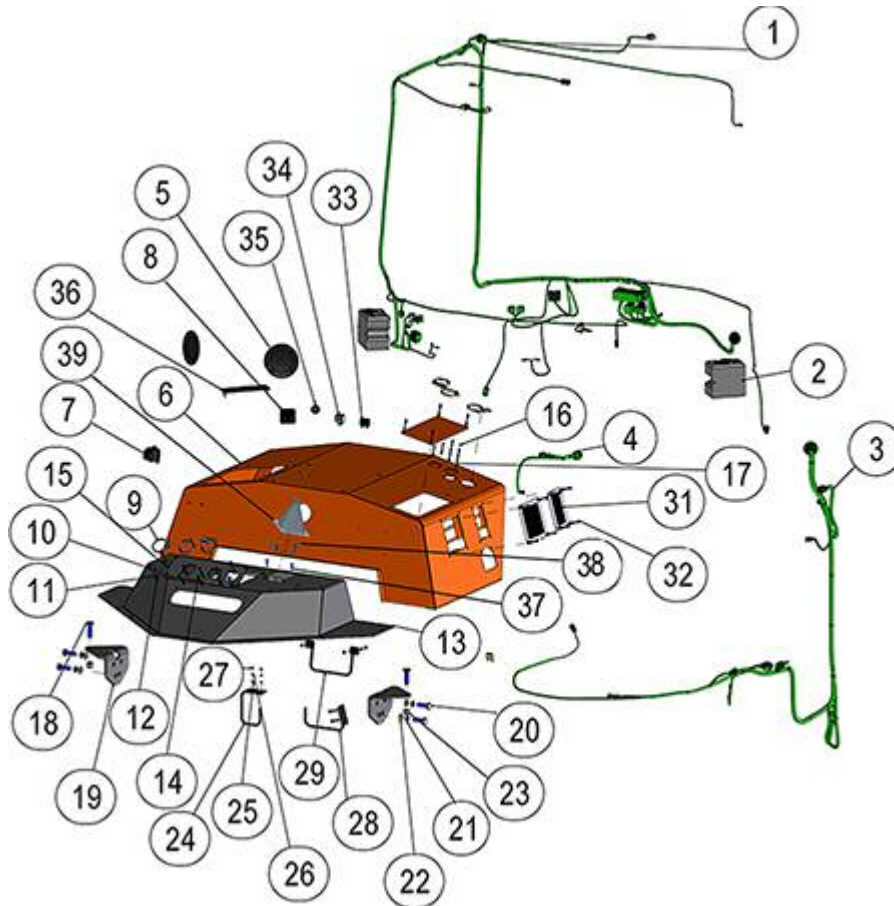


FIGURA	REFERENCIA	DENOMINACIÓN	CANTIDAD
001	66.11022.00	CABIN WIRING HARNESS	1
002	46.08621.00	SCREEN WIPER PUMP TANK	2
003	66.11021.00	CHASSIS WIRING HARNESS	1
004	66.11024.00	CHASSIS WIRING HARNESS TO INSIDE	1
005	48.08325.00	LID. SPEAKER	2
006	66.08031.00	SEAT COVER	1
007	66.11149.00	SWITCH	2
008	30.11012.00	SWITCH OFF-ON 1P SWF	2
009	66.08276.00	CLAMP	6
010	603.08020.86	SCREW DIN933 M8x20	4
011	104.08000.00	WASHER DIN7980 D8	4
012	101.08000.66	WASHER DIN125 D8	4
013	66.08151.00	DASHBOARD SUPPORT COVER	1
014	601.04025.87	SCREW DIN 912 M4x25	12
015	66.08152.00	FIXING SUPPORT	1
016	711.04000.67	NUT M4 DIN 982	12
017	101.04000.67	WASHER DIN125 D4	24
018	618.16060.86	FLAT HEAD SOCKET CAP SCREW DIN7991 M16x60	2

019	66.04415.00	CABIN REINFORCEMENT SUPPORT	2
020	603.16045.86	SCREW DIN933 M16X45	4
021	104.16000.00	CIR-CLIP EXT. DIN7980	4
022	101.16000.66	WASHER DIN125 D16	4
023	711.16000.66	NUT DIN982 M16 8.8 K	2
024	66.08115.00	FIXING SUPPORT	1
025	101.06000.66	WASHER DIN125 D6	14
026	104.06000.00	WASHER DIN7980 D6	14
027	701.06000.66	NUT DIN934 M6X1	6
028	66.08114.00	FIXING SUPPORT	1
029	66.08113.00	FIXING SUPPORT	1
030	66.08088.00	AIR INPUT GRILLE	1
031	66.08089.00	AIR OUTPUT GRILLE	1
032	630.06020.87	SCREW ISO 7380 M6X20	8
033	IM.20026.03	MICRO RELAY WITH DIODE	2
034	48.11170.00	RELAY 70A UNSUPPORTED WITH DIODE	1
035	13.11196.00	MAKING HELLA PLUG 12V	1
036	46.08589.00	RADIO LODGING COVER	1

13. ACCESSORIES

CLOSED CABIN (2)

BASTIDOR: 90608

FIGURA	REFERENCIA	DENOMINACIÓN	CANTIDAD
037	630.08030.96	BOLT ISO7380 M8x30	4
038	66.13013.00	FIXING SUPPORT	1
039	66.13012.00	DUST EXCLUDER	1

13. ACCESSORIES

HEATING (2)

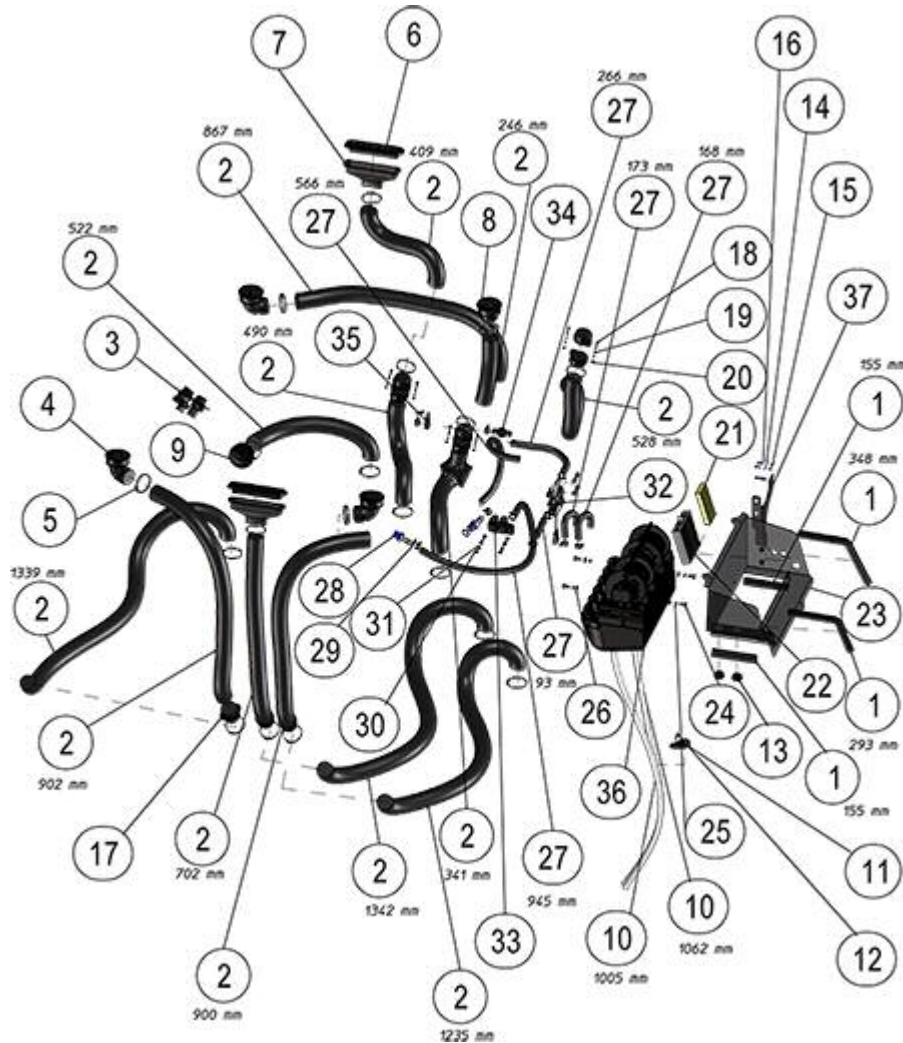


FIGURA	REFERENCIA	DENOMINACIÓN	CANTIDAD
001	472.00411.00	RUBBER PROFILE MAT.	4
002	66.08332.00	HOSE	14
003	24.13152.00	SET CONTROL REGULATOR	1
004	66.08331.00	AIR DIFFUSER	3
005	912.40060.66	CLAMP D40-60	23
006	66.08312.00	AIR DIFFUSER	2
007	66.08330.00	AIR DIFFUSER CONNECTOR	2
008	66.08328.00	AIR DIFFUSER	1
009	66.08334.00	AIR DIFFUSER	1
010	469.12018.00	TUBE	2
011	830.03006.00	CLAMP LOOP	1
012	603.06020.86	SCREW DIN933 M6x20	2
013	13.08035.00	COUNTERWEIGHT CAP	2
014	101.05000.66	WASHER DIN125 D5	3
015	711.05000.66	NUT DIN982 M5	3

016	630.05015.96	SCREW ISO7380 M5x15	3
017	66.08329.00	AIR DIFFUSER CONNECTOR	12
018	601.04025.87	SCREW DIN 912 M4x25	12
019	101.04000.66	WASHER DIN125 D4	24
020	711.04000.67	NUT M4 DIN 982	12
021	24.13106.00	AIR FILTER	1
022	24.13105.00	AIR FILTER	1
023	66.08274.00	EVAPORATOR SUPPORT	1
024	603.08015.86	SCREW DIN933 M8x15	4
025	104.08000.00	WASHER DIN7980 D8	6
026	101.08000.66	WASHER DIN125 D8	6
027	464.03022.00	MAT. TUBE B/P 16X22	6
028	30.02012.00	RACOR M22x1.5 - DN15	2
029	08.00316.01	GASKET MET. BUNA	2
030	701.06000.66	NUT DIN934 M6X1	2
031	101.06000.66	WASHER DIN125 D6	6
032	24.13113.00	CONTROLLER VALVE	1
033	66.08313.00	BULKHEAD SUPPORT	1
034	66.08316.00	FITTING WITH ANGLE AIR VENT	1
035	830.02506.00	CLAMP LOOP	1
036	66.08309.00	HEATING EVAPORATOR	1

13. ACCESSORIES

HEATING (2)

FIGURA	REFERENCIA	DENOMINACIÓN	CANTIDAD
037	66.08278.00	FILTER SUPPORT	1

13. ACCESSORIES

AIR CONDITIONING (1)

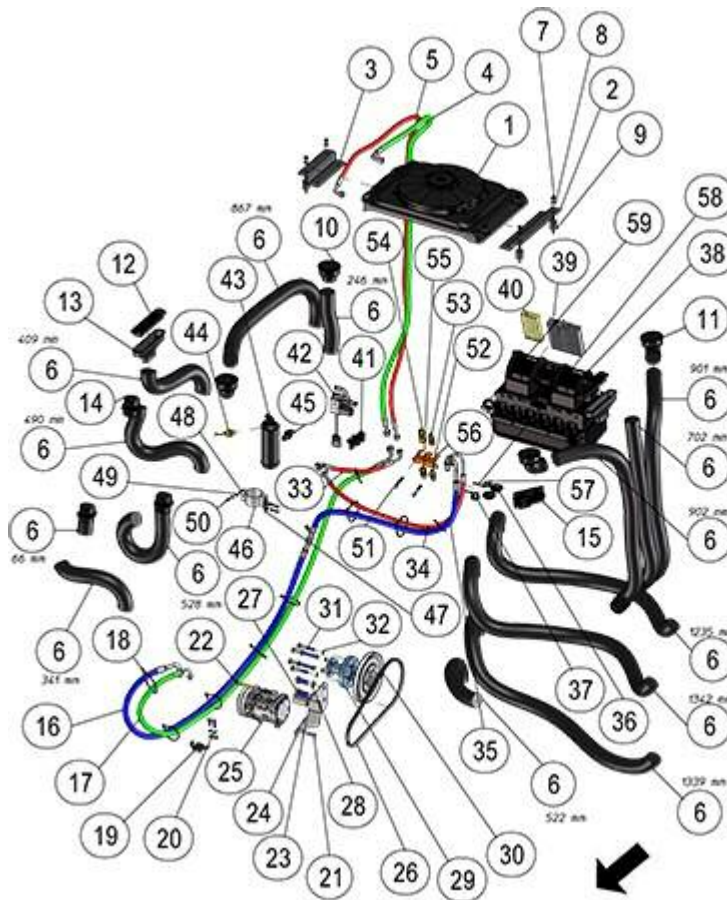


FIGURA	REFERENCIA	DENOMINACIÓN	CANTIDAD
001	66.08311.00	CONDENSER SET	1
002	66.08275.00	FRONT CONDENSER SUPPORT	1
003	66.08277.00	REAR CONDENSER SUPPORT	1
004	66.08322.00	TUBE	1
005	66.08323.00	TUBE	1
006	66.08332.00	HOSE	14
007	711.08000.66	NUT DIN982 M8	5
008	101.08000.66	WASHER DIN125 D8	8
009	46.95642.00	FLANGE. W2 MIKALOR D213-22 INOX	4
010	66.08328.00	AIR DIFFUSER	1
011	66.08331.00	AIR DIFFUSER	3
012	66.08312.00	AIR DIFFUSER	2
013	66.08330.00	AIR DIFFUSER CONNECTOR	2
014	66.08329.00	AIR DIFFUSER CONNECTOR	12
015	24.13114.00	VALVE	1
016	66.08327.00	TUBE	1
017	66.08321.00	TUBE	1
018	931.05370.00	CLAMP TAPE 5x370	9

019	24.13125.00	CLAMP	1
020	104.08000.00	WASHER DIN7980 D8	2
021	603.08025.86	SCREW DIN933 M8x25	3
022	604.08110.87	SCREW DIN913 M8X110	1
023	112.08000.66	WASHER DIN9021 D8	1
024	66.02606.00	COMPRESSOR SUPPORT	1
025	30.13492.00	COMPRESSOR 12V 115M SD7B10 2CA	1
026	66.13003.00	BELT	1
027	603.16040.86	SHOCK ABSORBER, 35x50x72	2
028	104.16000.00	CIR-CLIP EXT. DIN7980	2
029	66.02510.00	FAN SUPPORT	1
030	30.13413.00	PULLEY COMPR. MOT. DEUTZ TD3.6	1
031	604.10060.86	SCREW DIN931	6
032	104.10000.00	WASHER DIN7980 D10	6
033	66.08324.00	TUBE	1
034	66.08325.00	TUBE	1
035	66.08326.00	TUBE	1
036	24.13119.00	GROMMET	2

13. ACCESSORIES

AIR CONDITIONING (1)

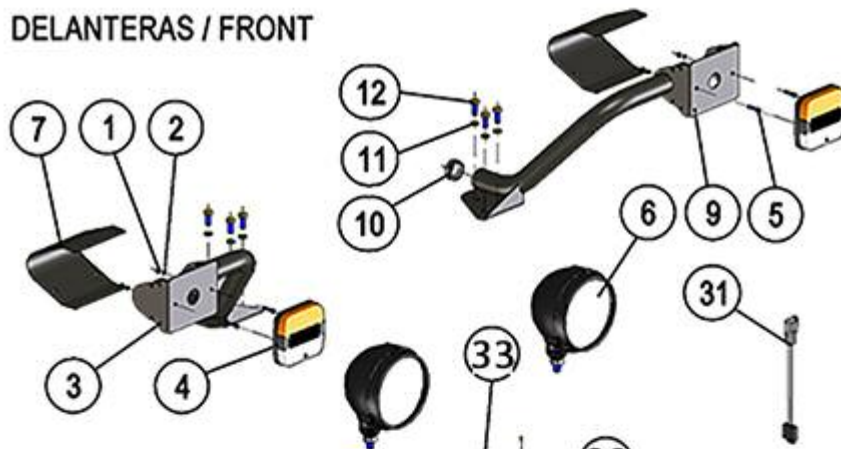
FIGURA	REFERENCIA	DENOMINACIÓN	CANTIDAD
037	830.02206.00	CLAMP LOOP	1
038	66.08310.00	EVAPORATOR	1
039	24.13105.00	AIR FILTER	1
040	24.13106.00	AIR FILTER	1
041	24.13113.00	CONTROLLER VALVE	1
042	66.08313.00	BULKHEAD SUPPORT	1
043	24.13102.00	FILTER DRIER	1
044	24.13103.00	AIR CONDITIONING SWITCH	1
045	66.08316.00	FITTING WITH ANGLE AIR VENT	1
046	24.13104.00	CLAMP	1
047	727.06004.86	CAGED NUT M6x4	2
048	603.06020.86	SCREW DIN933 M6x20	5
049	101.06000.66	WASHER DIN125 D6	6
050	711.06000.66	NUT DIN982 M6	1
051	105.06000.66	CIR-CLIP DIN7980	4
052	66.08318.00	MALE FAST PLUG	1
053	66.08317.00	FEMALE FAST PLUG	1
054	66.08319.00	FEMALE FAST PLUG	1
055	66.08320.00	MALE FAST PLUG	1

056	66.08272.00	QUICK-RELEASE-COUPLING BRACKET	1
057	830.01806.00	CLAMP LOOP	1
058	603.06010.86	SCREW DIN933 M6x10	2
059	24.13118.00	ELECTRONIC THERMOSTAT	1

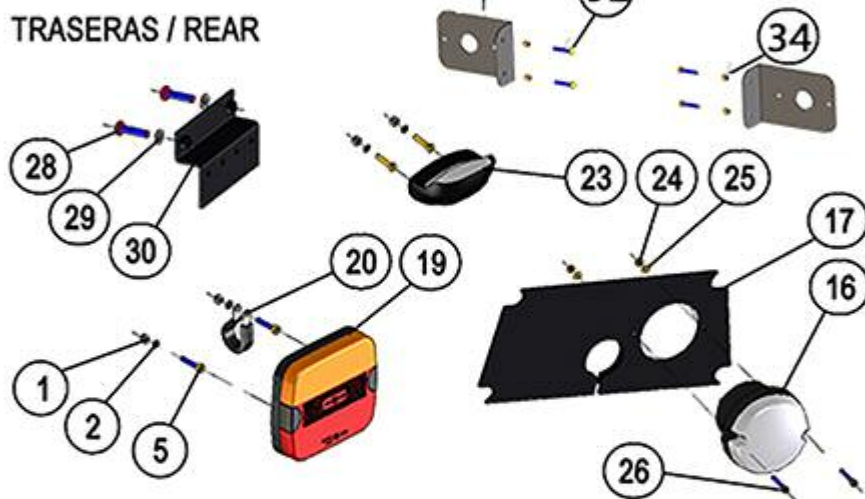
13. ACCESSORIES

LIGHTS

DELANTERAS / FRONT



TRASERAS / REAR



COMANDOS / CONTROLS

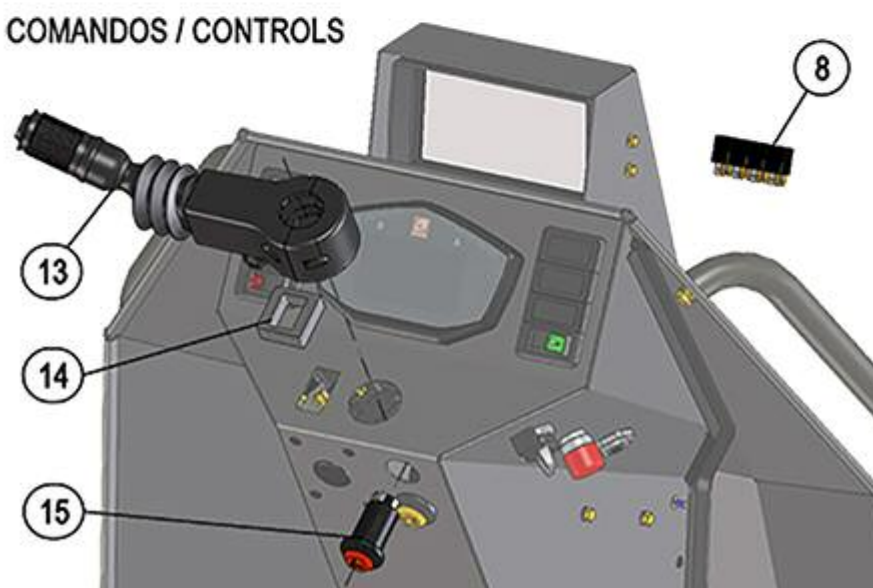


FIGURA	REFERENCIA	DENOMINACIÓN	CANTIDAD
001	711.04000.66	NUT	4
002	101.04000.66	WASHER DIN125 D4	4
003	66.13001.00	HEADLIGHT SUPPORT RIGHT	1

004	66.11126.00	MULTIFUNCTION LED LIGHT	2
005	601.04020.87	SCREW DIN912 M4x20	4
006	66.11132.00	FRONTAL LIGHT LEFT AND RIGHT	2
007	66.13004.00	PROTECTOR LIGHT SUPPORT	2
008	IM.20026.03	MICRO RELAY WITH DIODE	4
009	66.13002.00	HEADLIGHT SUPPORT LEFT	1
010	02.32035.00	CAP	4
011	104.08000.00	WASHER DIN7980 D8	6
012	603.08020.86	SCREW DIN933 M8x20	6
013	70.11323.01	LIGHTS LEVER SWITCH	1
014	70.11025.00	ADHESIVE FOAM SEALER	1
015	66.11135.00	SWITCH WARNING LED	1
016	66.11127.00	LIGHT REVERSE LED	1
017	66.08014.00	SUPPORT REAR LIGHT AND SENSOR (9005)	1
019	66.11125.00	MULTIFUNCTION LED LIGHT REAR	2
020	824.15000.00	CLAMP LOOP	1
023	66.11128.00	LED NUMBER PLATE	1
024	711.03000.67	nut Din985 M3	2
025	101.03000.67	WASHER DIN125 D3	2
026	601.03020.86	HEXAGON SOCKET HEAD SCREW DIN912 M3x20	2
028	603.06025.86	SCREW DIN933 M6x25	2
029	101.06000.66	WASHER DIN125 D6	2
030	66.11136.00	SUPPORT RESISTORS LED (9005)	1
031	66.11130.00	RESISTOR SMART LIGHT LED	1
032	603.06030.86	SCREW DIN933 M6x30	4
033	66.08161.00	FIXING SUPPORT	2
034	711.06000.66	NUT DIN982 M6	4

13. ACCESSORIES

RADIO

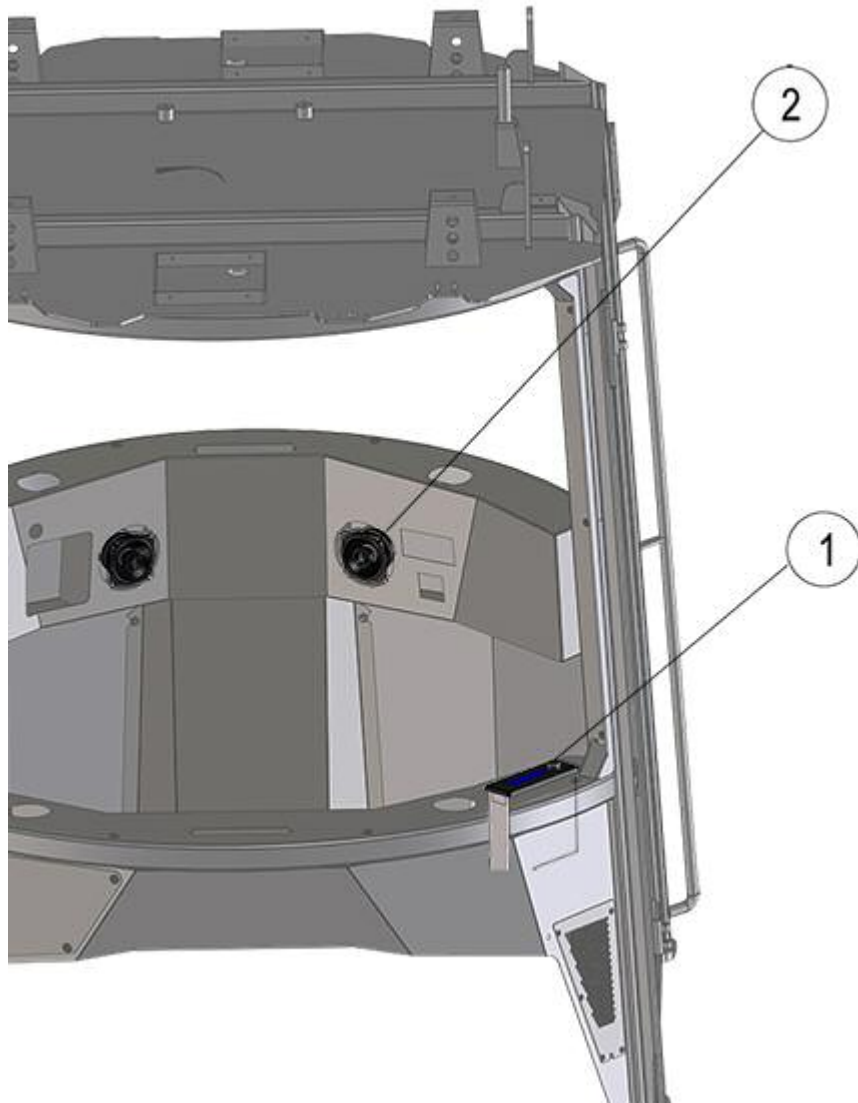


FIGURA	REFERENCIA	DENOMINACIÓN	CANTIDAD
001	46.08798.02	RADIO + BLUETOOTH	1
002	57.13004.00	SPEAKER	2

13. ACCESSORIES

THIRD REAR-VIEW MIRROR

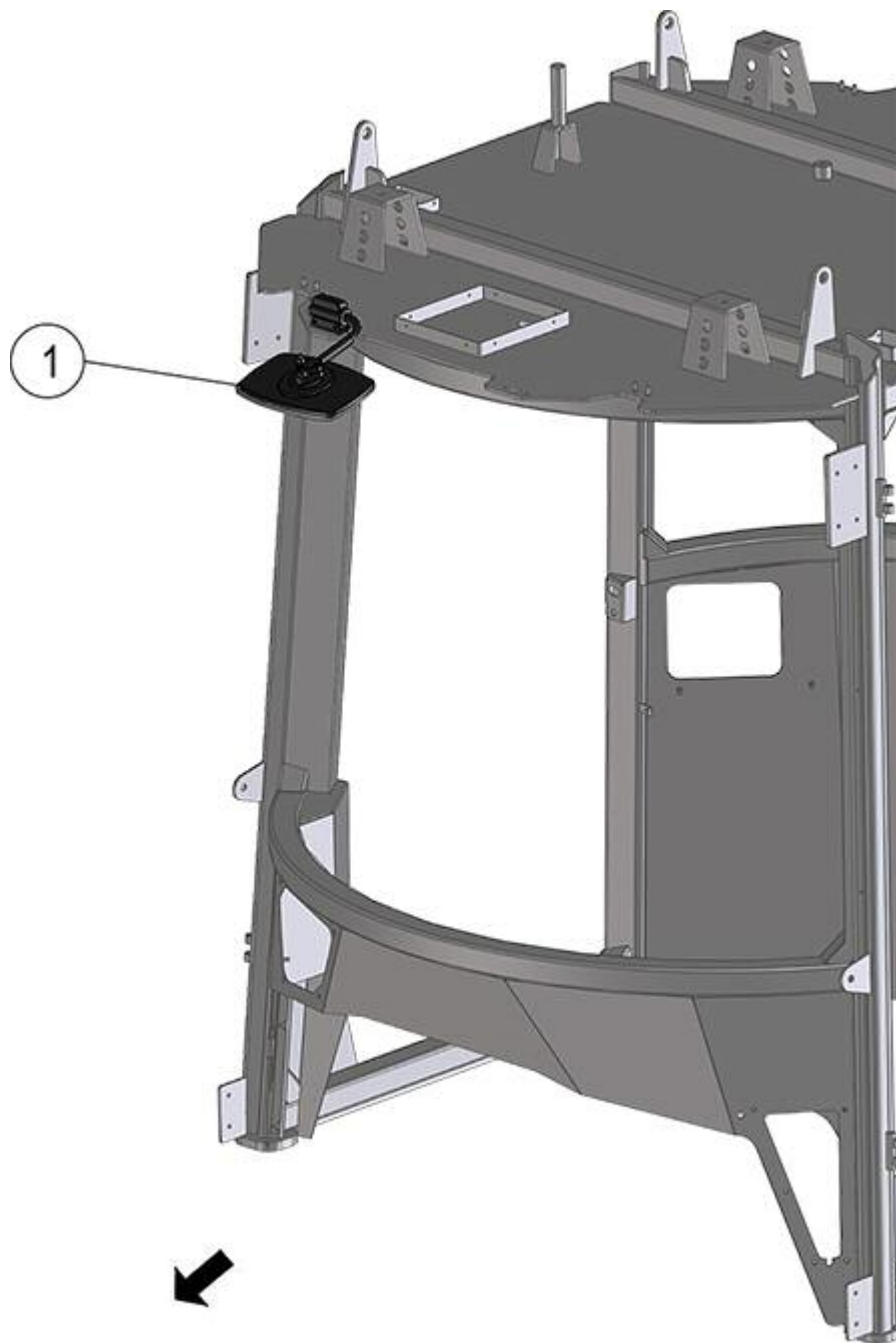


FIGURA	REFERENCIA	DENOMINACIÓN	CANTIDAD
001	66.08351.00	REAR-VIEW MIRROR	1

13. ACCESSORIES

CLOSED CABIN (3)

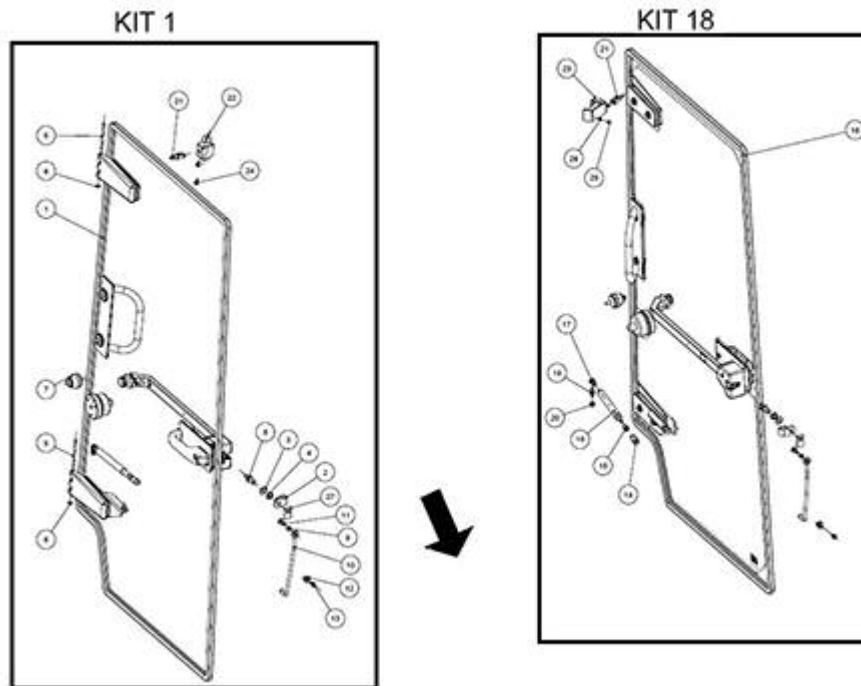


FIGURA	REFERENCIA	DENOMINACIÓN	CANTIDAD
0 KIT 1	66.82240.00	DOOR SET	1
0 KIT 18	66.82250.00	DOOR SET	1
001	66.08224.00	GLASS	1
002	MACERR0033	LOCK	2
003	MAARAN0014	WASHER	2
004	MAARAN0016	WASHER	2
005	MATORN5126	PIN	4
006	MAARAN0059	WASHER	4
007	MACERR0061	LOCKING DOOR KIT	2
008	MACERR0071	BOLT	2
009	MATORN5260	BUSH	2
010	MACOTP0154	BLOCK	2
011	MATORN0196	SCREW	2
012	MAIPLA0117	SHEET	2
013	MATORN0014	SCREW	2
014	MAAMOR0027	BALL JOINTS	2
015	MATORN0471	SCREW	2
016	66.08256.00	SHOCK ABSORBER	2
017	MAAMOR0007	SHOCK ABSORBER	2
018	66.08225.00	GLASS	1
019	MATORN5003	BALL JOINTS	2
020	LUTUER0011	NUT	2

021	MA1.51234	SWITCH	2
022	MACHAP10093	SHEET	1
023	MACHAP10098	SHEET	1
024	MATORN0273	SCREW	2
025	MATUER0002	NUT	2
026	MAARAN0135	WASHER	2
027	MACHAP6904	PIN	2

13. ACCESSORIES

CLOSED CABIN (4)

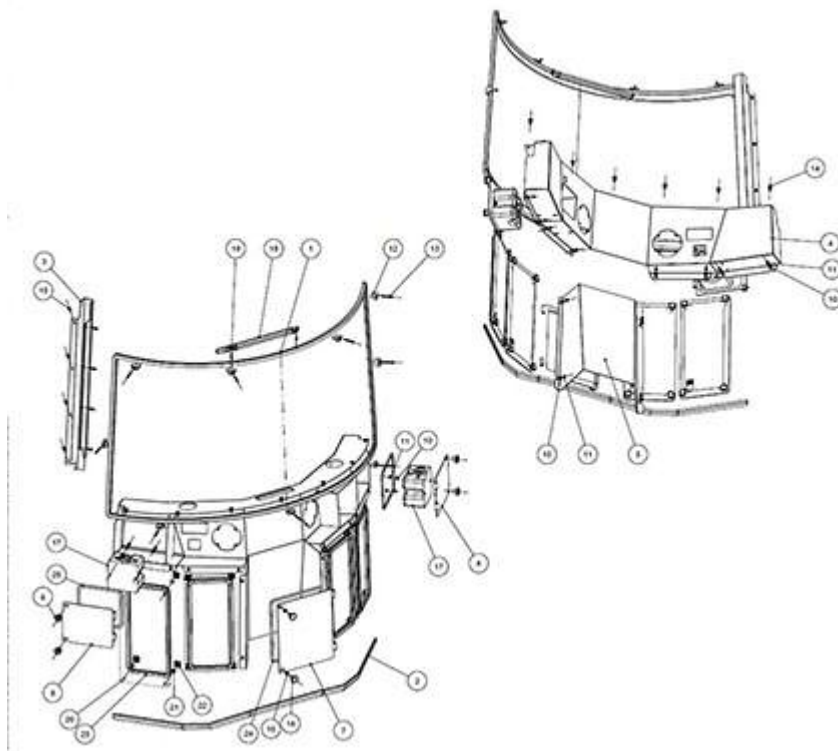


FIGURA	REFERENCIA	DENOMINACIÓN	CANTIDAD
001	66.08222.00	REAR GLASS	1
002	MAPERC0260	GASKET	1
003	MACHAP9918	SHEET	1
004	MACSOL0104	SHEET	1
005	MACHAP10077	SHEET	1
006	MACSOL0094	COVER	1
007	MACSOL0095	COVER	1
008	MACSOL0097	COVER	1
009	MAIPLA0023	NUT	4
010	MAARAN0008	WASHER	18
011	MATUER0005	NUT	16
012	MAIPLA0047	CAP	9
013	MATORN0177	SCREW	9
014	MATORN0210	SCREW	7
015	MATORN0273	SCREW	8
016	MAIPLA0218	KNOB	2
017	46.08621.00	TANK	2
018	MAPARA0008	SUN VISOR	1
019	MATORN0407	SCREW	2
020	MALUNA1332	RIGHT LOWER GLASS	4
021	MAARAN0072	WASHER	16

022	MAIPLA0280	NUT	16
023	MAPERCO0331	GASKET	4
024	MAMATT5182	ADHESIVE STRIP	1
025	MAMATT5185	ADHESIVE STRIP	2

13. ACCESSORIES

CLOSED CABIN (5)

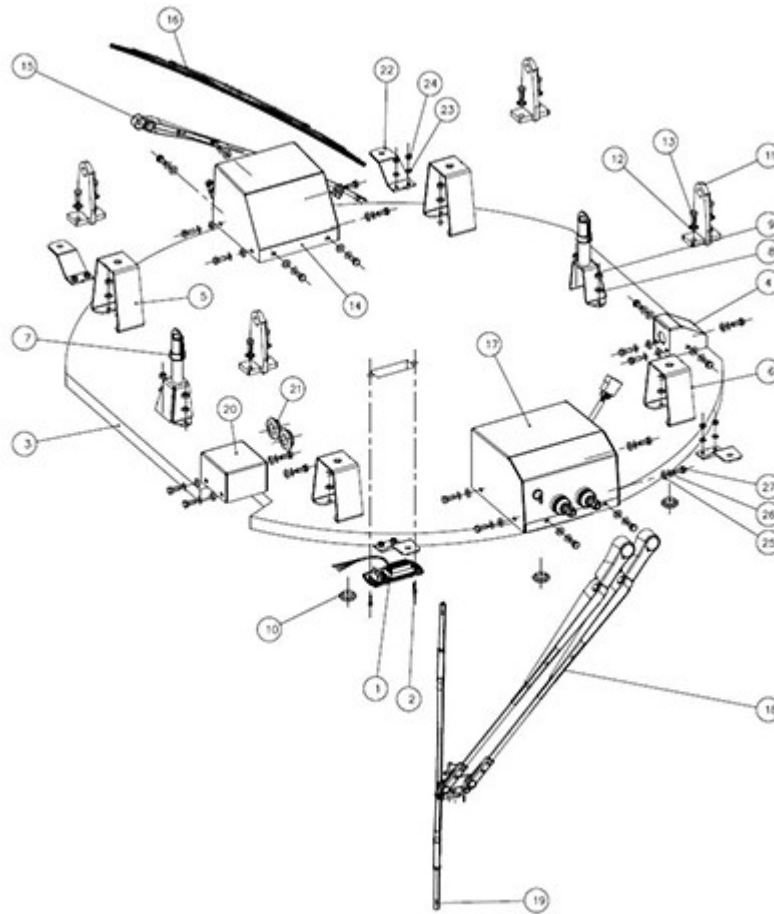


FIGURA	REFERENCIA	DENOMINACIÓN	CANTIDAD
001	46.08611.01	BEACON	1
002	MATORNO486	SCREW	2
003	MATAPI1103	TRIMMING	1
004	MACHAP9926	SHEET	1
005	MACHAP10069	SHEET	2
006	MACHAP10060	SHEET	2
007	MACSOLO146	SUPPORT	2
008	MAARAN0008	WASHER	12
009	MATUER0011	NUT	12
010	MAIPLA0001	NUT	6
011	MACSOLO145	SUPPORT	4
012	MAARAN0050	WASHER	8
013	MATORNO149	SCREW	8
014	MACHAP9652	SHEET	1
015	MALIMP0274	WINDSCREEN WIPER ARM	1
019	MALIMP0275	WINDSCREEN WIPER	1
020	MACHAP10057	SHEET	1
021	MAIPLA0016	BULKHEAD	2

022	MACHAP10116	SHEET	4
023	MAARAN0080	WASHER	8
024	MATUER0005	NUT	8
025	MAIPLA0116	SHIM	25
026	MAARAN0060	WASHER	25
027	MATORN0488	SCREW	25

13. ACCESSORIES

CLOSED CABIN (6)

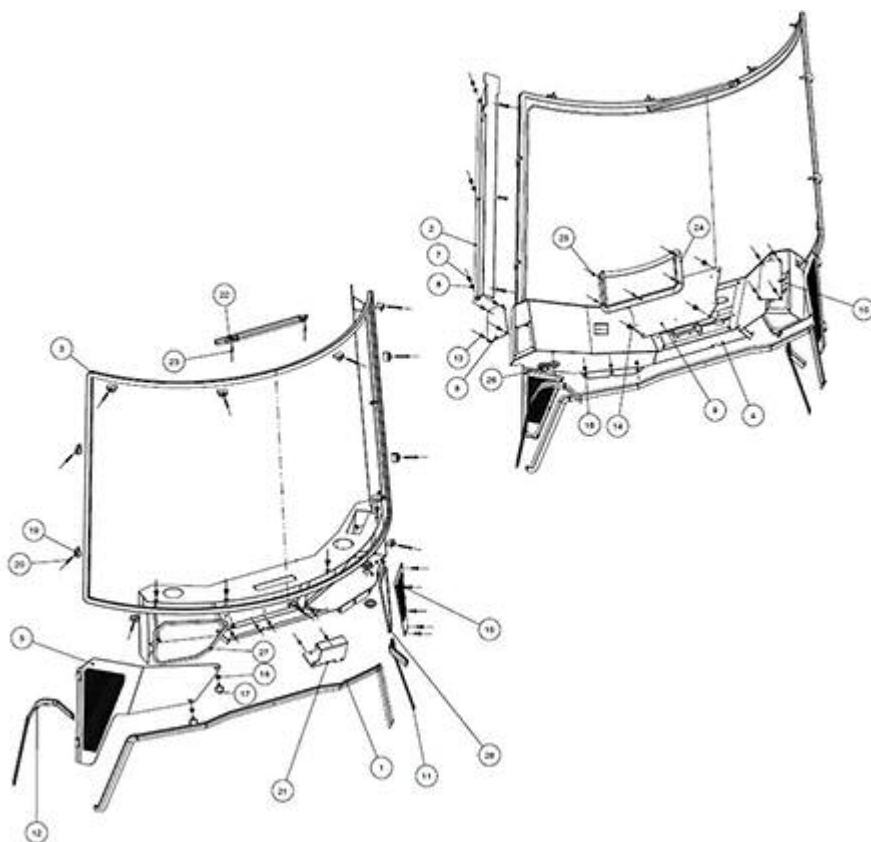


FIGURA	REFERENCIA	DENOMINACIÓN	CANTIDAD
001	MAPERC0259	GASKET	2
002	MACHAP9919	SHEET	1
003	66.08223.00	GLASS	1
004	MACSOL0105	DASHBOARD PLATE	1
005	MACSOL0096	COVER	1
006	MAARAN0053	WASHER	6
007	MATORN0226	SCREW	6
008	MACHAP10114	SHEET	1
009	MACHAP10113	SHEET	1
010	MACHAP10115	SHEET	1
011	MAPERC0298	JOINT PROFILE	1
012	MAPERC0299	JOINT PROFILE	1
013	MATORN0273	SCREW	13
014	MATORN0210	SCREW	8
015	MACHAP10095	SHEET	1
016	MAARAN0008	WASHER	2
017	MAIPLA0218	KNOB	2
018	MATUER0005	NUT	11
019	MAIPLA0047	CAP	11
020	MATORN0177	SCREW	11

021	MACHAP10120	SUPPORT	1
022	MAPARA0008	SUN VISOR	1
023	MATORN0407	SCREW	2
024	MAIPLA0255	DOCUMENT HOLDER BOX	1
025	MATORN0416	SCREW	5
026	MAIPLA0016	BULKHEAD	2
027	MATT5183	ADHESIVE STRIP	1
028	MATT5184	ADHESIVE STRIP	1

13. ACCESSORIES

REAR SAFETY STICKER

1



2



FIGURA	REFERENCIA	DENOMINACIÓN	CANTIDAD
001	465.14017.00	REFLECTIVE STICKER 140MM	6
002	39.09901.00	PLATE AD. INDI	1

13. ACCESSORIES

SWISS CIRCULATION




FIGURA	REFERENCIA	DENOMINACIÓN	CANTIDAD
001	63.01420.00	WHEEL CHOCK 200X230X475	1
002	63.01421.00	SUPPORT WHEEL CHOCK 200X250X290	1
003	711.08000.66	NUT DIN982 M8	4
004	101.08000.66	WASHER DIN125 D8	4
005	104.08000.00	WASHER DIN7980 D8	4
006	630.08025.96	SCREW ISO7380	4
007	39.09901.00	PLATE AD. INDI	3
008	46.11720.01	STICKER 25KM/H	3
009	465.14017.00	REFLECTIVE STICKER 140MM	8

12. FINISHES

FINISHED FRANCE



FIGURA	REFERENCIA	DENOMINACIÓN	CANTIDAD
001	14.00775.02	PLATE AD. INDI	2
002	02.00773.02	PLATE AD. INDI	1
003	02.00778.00	PLATE AD. INDI	1
004	02.00764.01	PLATE AD. INDI	1
005	02.00766.02	ADHESIVE 40X80 FRENCH	1

13. ACCESSORIES

DUTCH FINISHES



FIGURA	REFERENCIA	DENOMINACIÓN	CANTIDAD
001	65.12104.31	SAFETY DECAL	1
002	01.12009.00		1
003	14.00775.31	SAFETY DECAL	2
004	01.12501.00	BRAKE ADHESIVE PLATE	1
005	01.12002.00		2
006	02.00773.31	SAFETY DECAL	1
007	02.00777.31	SAFETY DECAL	1

INDEX

00. MAINTENANCE

Filters kit 2

02. ENGINE

DEUTZ ENGINE 3

EXHAUST PIPE 4

INLET 5

DELIVERY 6

DELIVERY - 89273 7

RADIATOR 8

SUSPENSION 10

03. TRANSMISSION

TRANSMISSION 11

TRANSMISSION - 90400 12

INTERNAL TRANSMISSION (1) 13

INTERNAL TRANSMISSION (2) 14

INTERNAL TRANSMISSION (3) 16

INTERNAL TRANSMISSION (4) 18

INTERNAL TRANSMISSION (5) 20

INTERNAL TRANSMISSION (6) 21

INTERNAL TRANSMISSION (7) 23

INTERNAL TRANSMISSION (8) 25

INTERNAL TRANSMISSION (9) 26

INTERNAL TRANSMISSION (10) 28

UNIVERSAL JOINT 29

FRONT AXLE (1) 30

FRONT AXLE (2) 31

FRONT AXLE (3) 32

FRONT AXLE (4) 34

FRONT AXLE (5) 36

REAR AXLE (1) 37

REAR AXLE (2) 38

REAR AXLE (3) 39

REAR AXLE (4) 41

REAR AXLE (5) 43

04. CHASSIS

Chassis (Part 1) 44

Chassis (Part 2)	46
Chassis axle	47
SUPPORTS	48
05. BRAKE ACTIVATION	
FOOT BRAKE	49
FOOT BRAKE - 86680	50
TUBES	51
TUBES - 88912	52
05. ACTUATORS	
ACCELERATOR	53
06. STEERING	
Steering (Part 1)	54
Steering (Part 2)	55
RUEDAS	
WHEELS	56
WHEELS - 89786	57
08. BODYWORK	
SHEETS (1)	58
SHEETS (2)	59
Protectors	60
ROPS arch	61
SEAT	62
COUNTERWEIGHT	63
09. MACHINE FUNCTIONS IMPLEMENTS	
HOPPER	64
Rotating hopper support	65
08. BODYWORK	
Joystick lever	66
10. HYDRAULIC INSTALLATION	
PUMPS	67
Distributor	68
TANK	69
TANK - 90190	70

STANDARD HYDRAULIC DIAGRAM	71
STANDARD HYDRAULIC DIAGRAM - 89319	75

11. ELECTRIC INSTALLATION

BUZZERS	77
ELECTRICAL CONTROL SYSTEMS	78
DASHBOARD (1)	79
BATTERY	80
WIRING HARNESS (PART 1)	81
WIRING HARNESS (PART 2)	82
WIRING HARNESS (PART 3)	83
DASHBOARD WIRING	84
DASHBOARD WIRING - 88200	85

12. FINISHES

STANDARD STICKER (1)	86
STANDARD STICKER (1) - 88954	87
STANDARD STICKER (2)	88
STANDARD STICKER (3)	89
Tools bag	90

13. ACCESSORIES

CLOSED CABIN (1)	91
CLOSED CABIN (2)	92
CLOSED CABIN (2) - 90608	93
HEATING (2)	95
AIR CONDITIONING (1)	97
LIGHTS	99
RADIO	100
THIRD REAR-VIEW MIRROR	101
CLOSED CABIN (3)	102
CLOSED CABIN (4)	103
CLOSED CABIN (5)	104
CLOSED CABIN (6)	105
REAR SAFETY STICKER	106
SWISS CIRCULATION	107

12. FINISHES

Finished France	108
-----------------	-----

13. ACCESSORIES

DUTCH FINISHES

109